卫华集团
WEIHUA GROUP

卫华让世界轻松起来
WEIHUA MAKES THE WORLD EASIER

卫华集团微信公众号　卫华股份微信公众号

总部地址：中国·河南省长垣市山海大道18号
电子邮箱：info@craneweihua.com
Whatsapp: +86 18790692036
公司网址：www.globalweihua.com

HQ Add: No.18 Shanhai Road,Changyuan City,Henan Province,China
Email: info@craneweihua.com
Whatsapp: +86 18790692036
Website: www.globalweihua.com

本概况所有图片及文字信息受法律保护，未经卫华集团许可，不得擅自使用，违者必究！

WEIHUA



产品样本
PRODUCT SAMPLES

电动葫芦、单梁桥式、防爆梁式起重机类

ELECTRIC HOIST
SINGLE GIRDER OVERHEAD CRANE
EXPLOSION-PROOF OVERHEAD CRANE

■ 制造业单项冠军示范企业 ■ 全国质量标杆 ■ 中国机械工业百强 ■ 国家技术创新示范企业

产品分类
PRODUCT CLASSIFICATION

轻小型起重设备
SMALL LIGHT LIFTING EQUIPMENT

低净空钢丝绳电动葫芦
LOW HEADROOM STEEL WIRE ROPE ELECTRIC HOIST

WEIHUA

卫华让世界轻松起来

WEIHUA MAKES THE WORLD EASIER

卫华集团简介

GENERAL INTRODUCTION OF WEIHUA GROUP

卫华集团创建于1988年，是以研制桥门式起重机械、港口机械、电动葫芦、减速机、矿用机械、停车设备等产品为主的装备制造和以建筑工程总承包为主的大型企业集团。

卫华集团是中国重型机械工业协会、中国物料搬运协会和桥式起重机分会副理事长单位，先后荣获“制造业单项冠军示范企业”“中国机械工业百强”“全国守合同重信用企业”“千户集团企业”“全国质量标杆”“省长质量奖”等500多项荣誉称号。

作为国家技术创新示范企业、国家火炬计划重点高新技术企业，卫华拥有国家地方联合工程研究中心、国家认定企业技术中心、国家认可技术检验测试中心、博士后科研工作站、院士工作站等24个国家、省级研发平台。

以中国科学院院士杨叔子、中国工程院院士张铁岗为带头人的600人的科研团队，先后承接国家“863计划”“国家科技支撑计划”“国家火炬计划”项目，拥有授权专利941项，参与国际、国家、行业、地方标准119项。先后获得省部、市级科技进步奖项98项，获政府鉴定科技成果104项，其中创造世界纪录1项、国际领先4项、国际先进6项、国内领先93项。

在全球，卫华起重机械产品广泛应用于机械、冶金、矿山、电力、水利、铁路、港口、石油、化工等行业，服务于国内外大型企业和重点工程建设，并远销美国、英国、法国、俄罗斯、澳大利亚等130多个国家和地区。

创卫华国际品牌、兴中华民族工业。卫华将在“绿色化、智能化、定制化、网络化”方面，不断持续创新，为“卫华让世界轻松起来”的企业愿景而奋进。

1988

◆ 创建于1988年

500+

◆ 荣获500多项荣誉称号

130+

◆ 产品销往130多个国家和地区

GENERAL INTRODUCTION OF WEIHUA GROUP

Founded in 1988, Weihua Group is a large-scale enterprise mainly engaged in machinery manufacturing including overhead crane, gantry crane, harbor machinery, electric hoist, reducer, mining machinery, parking equipment, etc, and EPC.

Weihua Group serves as Deputy Chief Director of the Heavy Machinery Industry Association , Material handling Association and the Sub-association of Bridge Crane in China. It has been honored with more than 500 awards such as “National Manufacturing Individual Champion Demonstration Enterprise”, “Top 100 Chinese Machinery Enterprise”, “Contract-honoring and Promise-keeping Enterprise of China”, “Qianhu Enterprise”, “National Quality Standard” , “Quality Award of Henan Provincial Governor”.

As National Innovation Demonstration Enterprise and Key High-Tech Enterprise of National Torch Plan, Weihua Group has established more than 24 national and provincial R&D platform such as United Engineering Research Center, National Enterprise Technology Center, National Technology and Inspection Center, Post-doctoral Scientific Research Workstation, Academician workstation.

Led by Mr. Yang Shuzi, the Academician of Chinese Academy of Sciences and Mr. Zhang Tiegang, the academician of Chinese Academy of Engineering, Weihua R&D team with more than 600 persons has undertaken “National 863 Program” , “ National Science Supporting Program” and “National Torch Plan” . It has obtained 941 issued patents and participated in drafting 119 international, national, industrial, local standards. It also has won 98 Provincial-level Scientific and Technological Progress Awards, 104 Scientific and Technological Achievement identified by government, including 1world record, 4 international leading achievement, 6 international advanced achievements, and 93 domestic leading achievements.

Weihua’ s products have been exported to more than 130 countries and regions, including America, United Kingdom, France, Russia, Australia etc. which are widely used in various fields, including machinery, metallurgy, mining, electricity, water conservancy, railway, harbor, petroleum, chemical industry and etc. They have been serving large enterprises and key construction projects at home .

Create Weihua international brand, revitalize Chinese national industry. Weihua will keep on continuous innovation in terms of “greenization, intelligentialize, customization, internet” and strive for the enterprise’ s vision of “Weihua Makes The World Easier” .

制造业单项冠军示范企业

企业资质

ENTERPRISE QUALIFICATIONS

完善的质量保证体系，严格的质量控制，全面的质量管理，让每一个环节精益求精，每一个产品都日臻完美。国际先进的检测设备，国内权威的检测中心，稳步提升的质量检测水平，使我们在激烈的国际商战中，充满信心。

Complete quality assurance system, strict quality control and all-round quality management make each link and each product much more perfect. International top-ranktesting equipment, domestic authoritative testing center and steadily-improved quality testing level make us have full assurance during violent international trade war.

制造业单项冠军示范企业





企业荣誉

ENTERPRISE HONORS

卫华先后荣获“制造业单项冠军示范企业”“全国质量标杆”“中国机械工业百强”“千户集团企业”“国家火炬计划重点高新技术企业”“国家认定企业技术中心”“全国守合同重信用企业”“全国机械工业质量奖”“河南省省长质量奖”“全国工业品牌培育示范企业”等500多项荣誉称号。

Weihua has won more than 500 awards and honors, such as National Monomial Champion Demonstration Enterprise of Manufacturing Industry, National Quality Standard, Top 100 China Machinery, Qianhu Enterprise, Key High- Tech Enterprise of National Torch Plan, National Certified Enterprise Technology Center , Contract-honoring and Promise-keeping Enterprise, National Quality Award of Machine Building Industry, Quality Award of Henan Provincial Governor and National Demonstration Enterprise of Industrial Brand Cultivation.

设计制造标准
及检验、验收标准

DESIGN AND MANUFACTURING STANDARDS,
INSPECTION AND ACCEPTANCE STANDARDS.

卫华集团有限公司所属企业生产的“卫华”牌系列起重机械，其整机性能符合现行标准要求，零部件符合设计图纸、工艺流程和各项技术要求。
同时，我集团根据用户要求按国际标准及国外先进标准进行各种非标产品的设计与制造。
各系列产品的主要设计制造标准及检验验收标准如下：

The performance of the Weihua Brand Cranes meets the requirements of the current standard. The parts and components meet the design drawings, technological process and various technical requirements. As well, our group designs and manufactures various non-standard products according to user requirements in accordance with international standards.
The main design and manufacturing standards, inspection and acceptance standards of each series of products are as follows:

钢丝绳电动葫芦 设计制造标准

Design and Manufacture Standards of Wire Rope Electric Hoist

1. GB/T 3811-2008 起重机设计规范
2. GB 6067.1 - 2010 起重机械安全规程 第1部分：总则
3. JB/T 9008.1 ~ 9008.2 - 2004 钢丝绳电动葫芦
4. JB/T 10222 - 2011 防爆钢丝绳电动葫芦

钢丝绳电动葫芦 检验、验收标准

Inspection and Acceptance Standards of Wire Rope Electric Hoist

1. JB/T 9008.1 ~ 9008.2 - 2004 钢丝绳电动葫芦
2. JB/T 10222 - 2011 防爆钢丝绳电动葫芦

电动单梁悬挂起重机 设计制造标准

Design and Manufacture Standards of Electric Single Girder Suspension Crane

1. GB/T 3811 - 2008 起重机设计规范
2. GB 6067.1 - 2010 起重机械安全规程 第1部分：总则
3. JB/T 2603 - 2008 电动悬挂起重机

电动单梁悬挂起重机 检验、验收标准

Inspection and Acceptance Standards of Electric Single Girder Suspension Crane

1. JB/T 2603 - 2008 电动悬挂起重机
2. GB 6067.1 - 2010 起重机械安全规程 第1部分：总则
3. GB/T 5905 - 2011 起重机试验规范和程序
4. GB/T 5972 - 2009 起重机钢丝绳保养、维护、安装、检验和报废
5. GB/T 10051.1 ~ 15 - 2010 起重吊钩

LD电动单梁起重机 设计制造标准

Design and Manufacture Standards of LD type Electric Single Girder Crane

1. GB/T 3811-2008 起重机设计规范
2. GB 6067.1 - 2010 起重机械安全规程 第1部分：总则
3. JB/T 1306 - 2008 电动单梁起重机
4. JB/T 10219 - 2011 防爆梁式起重机

LD电动单梁起重机 检验、验收标准

Inspection and Acceptance Standards of LD type Electric Single Girder Crane

1. JB/T 1306 - 2008 ---------- 电动单梁起重机
2. GB/T 5905 - 2011 ---------- 起重机试验规范和程序
3. GB 6067.1 - 2010 ---------- 起重机械安全规程 第1部分：总则
4. GB/T 5972 - 2009 ---------- 起重机钢丝绳保养、维护、安装、检验和报废
5. GB/T 10051.1 ~ 15 - 2010 ---------- 起重吊钩
6. JB/T 10219 - 2011 ---------- 防爆梁式起重机

电动葫芦门式起重机 设计制造标准

Design and Manufacture Standards of Gantry Crane with Electric Hoist

1. GB/T 3811 - 2008 ---------- 起重机设计规范
2. GB 6067.1 - 2010 ---------- 起重机械安全规程 第1部分：总则
3. JB/T 5663 - 2008 ---------- 电动葫芦门式起重机
4. GB/T 10051.1~15- 2010 ---------- 起重机吊钩

门式起重机 检验、验收标准

Inspection and Acceptance Standards of Gantry Crane

1. JB/T 5663-2008 ---------- 电动葫芦门式起重机
2. GB/T 5905 - 2011 ---------- 起重机试验规范和程序
3. GB/T 10051.1~15-2010 ---------- 起重吊钩

LH型电动葫芦桥式起重机 设计制造标准

Design and Manufacture Standards of LH type Overhead Crane with Electric Hoist

1. GB/T 3811 - 2008 ---------- 起重机设计规范
2. JB/T 3695 - 2008 ---------- 电动葫芦桥式起重机
3. GB 6067.1 - 2010 ---------- 起重机械安全规程 第一部分：总则

LH型电动葫芦桥式起重机 检验、验收标准

Inspection and Acceptance Standards of LH type Overhead Crane with Electric Hoist

1. GB 6067.1 - 2010 ---------- 起重机械安全规程 第1部分：总则
2. GB/T 5905 - 2010 ---------- 起重机试验规范和程序
3. GB/T 10183.1 - 2010 ---------- 起重机、车轮及大车和小车轨道公差 第一部分：总则
4. JB/T 9008.1 ~ 9008.2 - 2004 ---------- 钢丝绳电动葫芦
5. JB/T 3695 - 2008 ---------- 电动葫芦桥式起重机

CONTENTS 目录

电动葫芦、单梁桥式、防爆梁式起重机类

Electric hoist Single girder overhead crane
Explosion-proof overhead crane

本样本所供参数仅供选型参考，如有更改恕不通知，具体型号参数以本公司实际产品设计为准，欢迎咨询。

The parameters provided in this sample are only for model selection reference, and are subject to change without notice.
The specific model parameters are subject to the actual product design of our company.
Welcome to consult.

制造业单项冠军示范企业

电动葫芦 Electric Hoist

CD.、MD.电动葫芦 CD.、MD. Electric Hoist P.02

WH电动葫芦 WH Electric Hoist P.05

YH冶金电动葫芦 YH Electric Hoist for Metallurgy P.07

HB型防爆钢丝绳电动葫芦 HB Model Explosion Proof Wire Rope Electric Hoist P.09

单梁桥式起重机 Electric Single Girder Crane

LDY型冶金电动单梁起重机 LDY Model Electric Single Girder Crane P.14

LD型电动单梁起重机 LD Model Electric Single Girder Crane P.20

LDP型电动单梁起重机 LDP Model Electric Single Girder Crane P.29

HD型电动单梁起重机 HD Model Electric Single Girder Crane P.33

LX型电动单梁悬挂起重机 LX Model Single Beam Suspension Crane P.35

SLX型手动单梁悬挂起重机 SLX Model Manual Operational Single Beam Suspension Crane P.43

SL型手动单梁起重机 SL Model Manual Operational Single Beam Crane P.45

LDZ型电动抓斗起重机 LDZ Electric Single Girder Grab Crane P.47

防爆梁式起重机 Explosion Proof Beam Crane

LXB型防爆电动单梁悬挂起重机LXB Type Explosion Proof Electric Single Girder Suspension Crane P.51

LB型防爆电动单梁起重机 LB Type Explosion Proof Electric Single Girder Crane P.58

LHB型防爆电动葫芦桥式起重机LHB Type Explosion Proof Electric Hoist Double Girder Crane P.66

LH型电动葫芦桥式起重机 LH Model Electric Hoist Bridge Crane P.72

XG型电动悬挂过轨起重机 XG Electric Hanging Cross Track Crane P.78

250Kg 5000Kg
500Kg 10000Kg
1000Kg 16000Kg
2000Kg 20000Kg
3000Kg 32000Kg

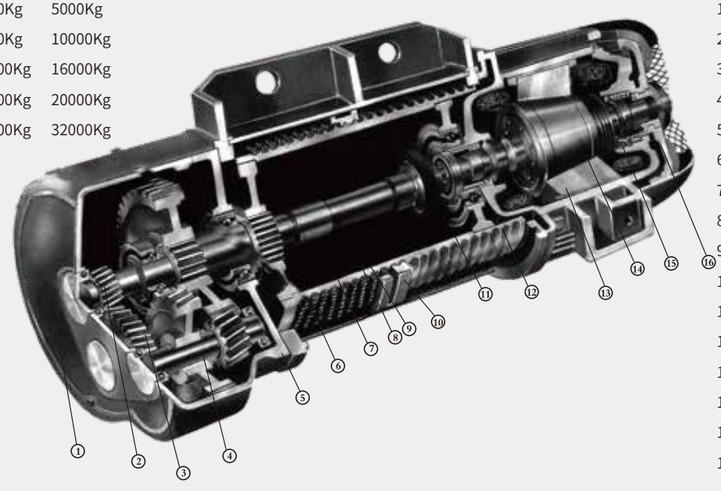

1.箱盖Gear Box Cover
2.第一轴 The First Shaft
3.第二轴 The Second Shaft
4.第三轴 The Third Shaft
5.箱体 Box Body
6.空心轴 Hollow Spindle
7.钢性联轴器 Rigid Coup ling
8.中间轴 Intermediate Shaft
9.钢丝绳 Wirerope
10.导绳器 Rope-guide
11.弹性联轴器 Flexible coupling
12.卷筒 Winding drum
13.定子 Stator
14.转子 Rotor
15.压簧 Return spring
16.制动器 Brake

CD_1、MD_1电动葫芦

CD_1、MD_1 ELECTRIC HOIST

产品概述：

CD_1型，MD_1型钢丝绳电动葫芦是一种轻小型起重设备，它可以安装在葫芦单梁、桥式起重机、门式起重机、悬臂起重机上。稍加改动，还可作卷扬用。因此，它是工厂、矿山、港口、仓库、货场、商店等常用的起重设备之一，是提高劳动效率，改善劳动条件的必备机械。

CD_1型电动葫芦的起升速度为常速，可以满足一般使用要求；MD_1型电动葫芦具有两种起升速度——常速和慢速。慢速工作时，可以满足精密装卸，砂箱合模，机床检修等精细作业的要求。所以，MD_1型电动葫芦的适用范围比CD_1型电动葫芦更为广泛。

为满足较大吨位起重作业的要求，我厂还生产WH20T，32T电动葫芦。

Product Introduction:

Model CD_1, MD_1 Wirerope ELectric Hoist is a small-sized lifting equipment, which can be mounted on single beam, bridge, gantry and Jib cranes, With slight modification, it can also be used as a winch. It is widely used in factories, mines, harbours, warehouses, cargo storage areas and shops, essential in raising working efficiency and improving working conditions.

Model CD_1 Electric Hoist has only one normal speed, which can satisfy normal application, Model MD_1 Electric Hoist provides two speeds; normal speed and low speed, At a low speed, it can do precise loading and unloading, mounding of sand box, maintenance of machine tools, etc. Thus Model MD_1 Electric Hoists is more widely used than Model CD_1.

To meet the needs of lifting heavier cargo, our factory also manufactures WH20, WH32T Electric hoist.

CD_1、MD_1电动葫芦

CD_1、MD_1 ELectric Hoist

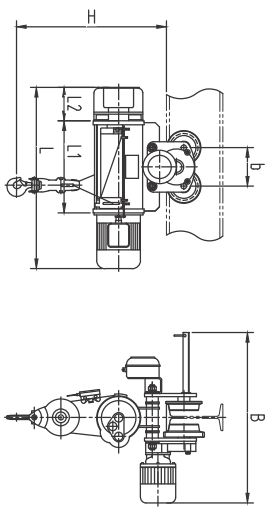

CD_1/MD_1 0.25-5吨 (H=6-9米)

Model CD_1/MD_1 0.25-5t (H=6-9m)

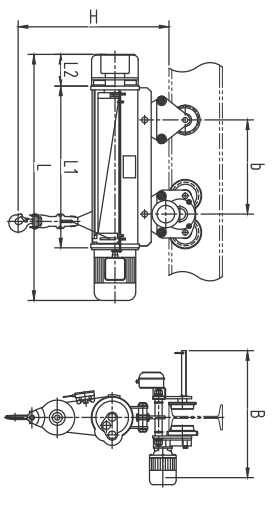

CD_1/MD_1 0.5-5吨 (H=12-30米)

Model CD_1/MD_1 0.5-5t (H=12-30m)

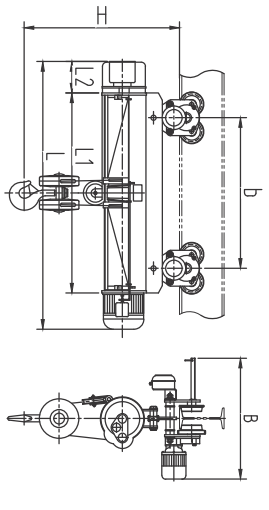

CD_1/MD_1 10吨 (H=9-30米)

Model CD_1/MD_1 10t (H=9-30m)

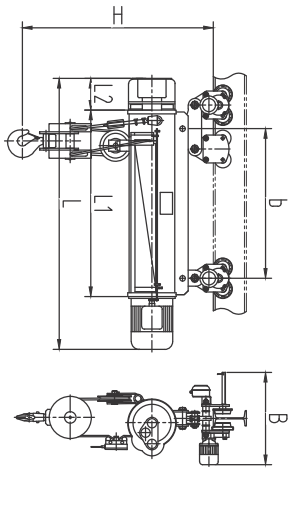

CD_1/MD_1 16吨 (H=9-30米)

Model CD_1/MD_1 16t (H=9-30m)

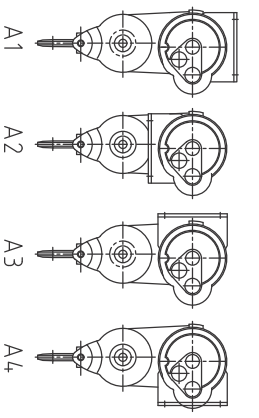

CD_1/MD_1型固定式

Model CD_1/MD_1 Stationary

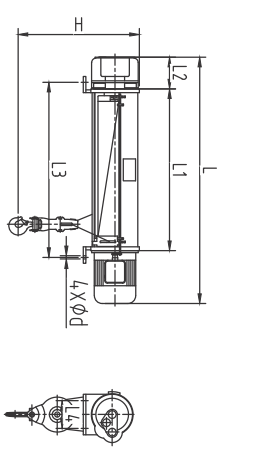

CD_1/MD_1 固定式0.5-5吨 (H=12-30米)

Model CD_1/MD_1 Stationary 0.5-5t (H=12-30m)

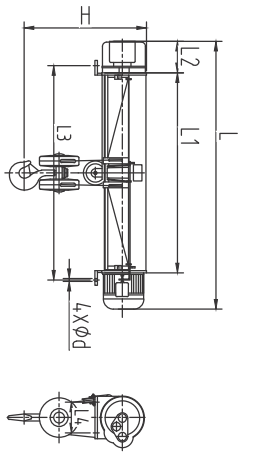

CD_1/MD_1 固定式 10吨 (H=9-30米)

Model CD_1/MD_1 Stationary 10t (H=9-30m)

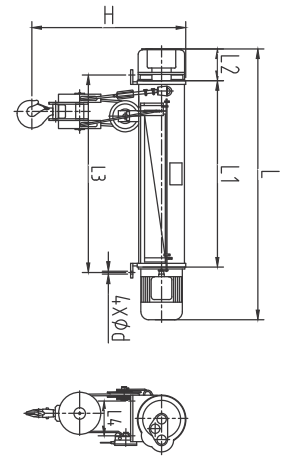

CD_1/MD_1 固定式 16吨 (H=9-30米)

Model CD_1/MD_1 Stationary 16t (H=12-30m)

| 型号 | | Type | CD1、MD1 | | |

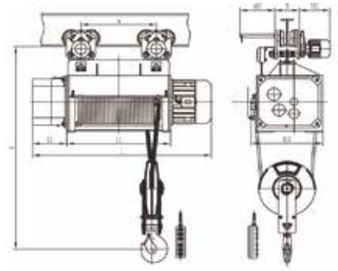

WH164型16吨（H=12-48米）
Model WH164 16T(Hoisting 12-48m)

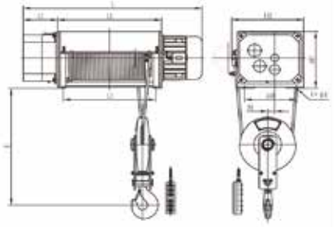

WH164型固定式16吨（H=12-48米）
Model WH164 Stationary 16T(Hoisting 12-48m)

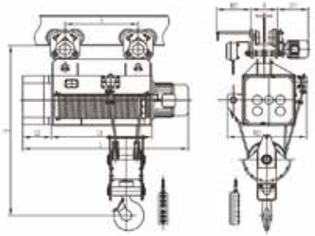

WH164型16吨（H=9-36米）
Model Wh164 16T(Hoisting 9-36m)

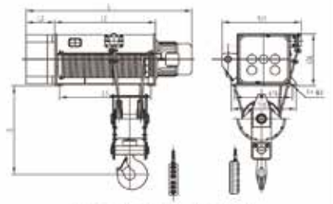

WH164型固定式16吨（H=9-36米）
Model Wh164 Stationary 16T(Hoisting 9-36m)

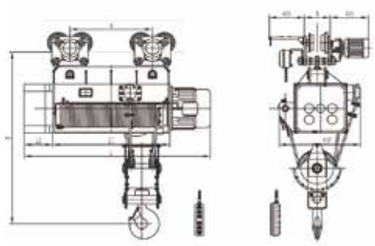

WH164型20吨（H=9-30米）
Model WH164 20T(Hoisting 9-30m)

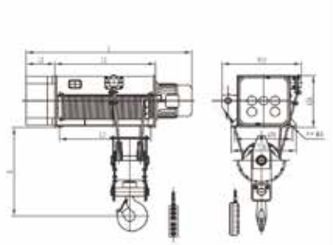

WH164型固定式20吨（H=9-30米）
Model WH164 Stationary 20T(Hoisting 9-30m)

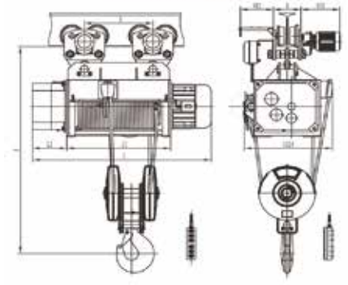

WH164型32吨（H=9-24米）
Model WH164 32T(Hoisting 9-24m)

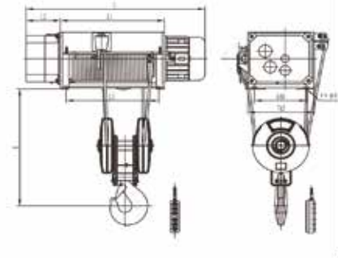

WH164型固定式32吨（H=9-24米）
Model WH164 Stationary 32T(Hoisting 9-24m)

起重量	Capacity(t)	20												32											
型号	Type	WH164												WH164											
起升高度	Hoisting height(m)	9	12	15	18	20								9	12	16									
起升速度	Hoisting speed(m/min)	4.2(0.35/3.5)												3(0.3/3)											
运行速度	Travel speed(m/min)	20												21.5											
钢丝绳	Dia(mm)	18												21.5											
结构	Specification	6x37																							
运行轨道	Track	56a~63c												63c以上											
最小曲率半径	Min curvature yadius(m)	4	5	6	7	8	9	10	11	3	3.5	4	5	6	3.5	4.5	5.8								
起升电机	型号 Type	ZD151-4(ZDS1)												ZD152-4(ZDS1)											
	功率 Power(kW)	13(2.2/13)												18.5(2.2/18.5 4模)											
	转速 Rotation speed(r/min)	1400																							
	电流 Current(A)	30(5.2/30)												42											
运行电机	型号 Type	ZDY1(D)21-4																							
	功率 Power(kW)	0.8×2												0.8×3											
	转速 Rotation speed(r/min)	1380																							
	电流 Current(A)	2.4												4.3											
结合次数	No.of connecting(次)	120																							
工作制度	Working system	中级Intermediate FC=25%																							
电源	Power source	三相交流Three phase AC 380V 50Hz																							
基本尺寸	L	1913	2091	2269	2447	2625	2803	2981	3159	1747	1942	2153	2364	2575	1913	2127	2412								
	L1	1164	1342	1520	1698	1876	2054	2232	2410	948	1143	1354	1565	1776	1056	1270	1555								
	L2	330												330			396								
	L3	1056	1234	1412	1590	1768	1946	2124	2302	840	1035	1246	1457	1668	916	1130	1415								
	L4	670												670			600								
	b	844	1022	1200	1378	1556	1734	1912	2090	548	743	954	1165	1376	656	870	1155								
	B	310												288~310			320								
	H	2300(1300)												2300(1300)			2500(1500)								
	d	25																							
自重±10%	运行 Operate	1673	1745	1816	1887	1959	2030	2100	2173	1838	1927	2025	2169	2240	2885	2950	3270								
	固定 Fix	1308	1379	1450	1522	1593	1665	1736	1807	1375	1453	1539	1630	1739	2115	2170	2475								

起重量	Capacity(t)	16																							
型号	Type	WH164																							
起升高度	Hoisting height(m)	12	16	24	32	36	42	48	9	12	15														
起升速度	Hoisting speed(m/min)	6 (0.6/6)																							
运行速度	Travel speed(m/min)																								
钢丝绳	Dia(mm)	26																							
结构	Specification																								
运行轨道	Track	50a~63c																							
最小曲率半径	Min curvature yadius(m)	3	3.5	4	5	6	7	8	3	3.5	4														
起升电机	型号 Type	ZDK62-6(ZDS1)																							
	功率 Power(kW)	18.5(2.2/18.5)																							
	转速 Rotation speed(r/min)	960																							
	电流 Current(A)	43																							
运行电机	型号 Type	ZDY121-4																							
	功率 Power(kW)	0.8×2																							
	转速 Rotation speed(r/min)																								
	电流 Current(A)	2.4																							
结合次数	No.of connecting(次)																								
工作制度	Working system																								
电源	Power source																								
基本尺寸	L	1666	1811	2106	2391	2546	2766	2986	1646	1735	1913														
	L1	810	955	1250	1535	1690	1910	2130	808	986	1164														
	L2	396																							
	L3	685	830	1125	1410	1565	1785	2005	700	878	1056														
	L4	600																							
	b	505	650	945	1230	1385	1605	1825	488	666	844														
	B	288~310																							
	H	2600(1300)																							
	d																								
自重±10%	运行 Operate	2100	2200	2400	2550	2650	2800	2900	1530	1602	1673														
	固定 Fix	1700	1800	2000	2150	2225	2400	2500	1183	1255	1308														

产品概述：

1.冶金电动葫芦主要用于吊运熔融金属；
2.起重量≤10t，起高度≤20m，工作环境温度-20~60℃；
3.具有双制动、双限位、隔热板等多种保护功能。

Product Introduction:

1. Metallurgical electric hoist mainly used for lifting molten metal.
2. Lifting capacity ≤10t, Lifting height ≤20m, Work environment temperature -20~60℃.
3. With double brakes, double limits, thermal baffle felt etc.many kinds of protection functions.

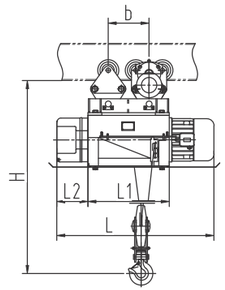

YH型 2-5吨 (H=9-20米)
Model YH 2-5t (H=9-20m)

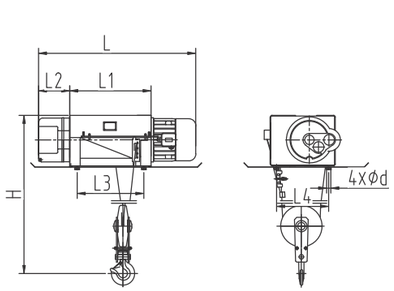

YH型 固定式2-5吨 (H=9-20米)
Model YH Stationary 2-5t (H=9-20m)

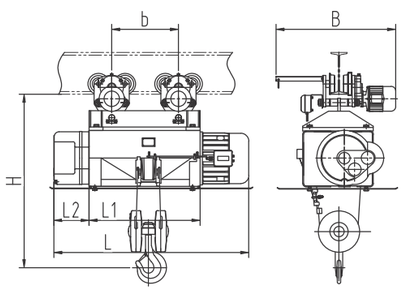

YH型 10吨 (H=9-20米)
Model YH 10t (H=9-20m)

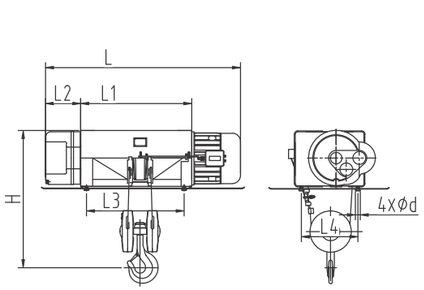

YH型 固定式10吨 (H=9-20米)
Model YH Stationary 10t (H=9-20m)

YH冶金电动葫芦
YH Electric Hoist for Metallurgy

起重量		Capacity(t)	2					3					5					10				
型号		Type	YH型																			
起升高度		Hoisting height (m)	9	12	15	18	20	9	12	15	18	20	9	12	15	18	20	9	12	15	18	20
起升速度		Hoisting speed (m/min)	8 (8/2)															7(7/1.75)				
运行速度		Travel speed (m/min)	20																			
钢丝绳	绳径	Dia(mm)	11					13					15									
	结构	Specification	6x37+IWR																			
运行轨道		Track	20a-28b										25a-45a					32b-45a				
最小曲率半径		Min curvature yadius (m)	2	3	4	5	6	2	3	4	5	6	2.5	3	4	5	6	3.5	4	6	7.5	9
起升电机	型号	Type	ZD1 31-4(ZDD32-4/16)					ZD1 32-4(ZDD41-4/16)					ZD1 41-4(ZDD51-4/16)					ZD1 51-4(ZDD52-4/16)				
	功率	Power(kW)	3.0(3.0/0.75)					4.5(4.5/1.25)					7.5(7.5/2.0)					13(13/3.25)				
	转速	Rotation speed (r/min)	1380/345					1380/290					1400/345					1400/300				
	电流	Current(A)	7.6(6.5/7.1)					11(13.1/12.8)					18(18/17.5)					30(30/31)				
运行电机	型号	Type	ZDY112-4										ZDY121-4					ZDY221-4				
	功率	Power(kW)	0.4										0.8					0.8×2				
	转速	Rotation speed (r/min)	1380																			
	电流	Current(A)	1.25										2.4									
结合次数		No.of connecting (次)	300																			
工作制度		Working system	FC=50%																			
电源		Power source	三相交流Three phase AC 380V 50Hz																			
基本尺寸	L	Basic Dimensions (mm)	1044	1147	1250	1353	1424	1110	1213	1316	1419	1490	1256	1356	1456	1556	1626	1647	1828	2009	2190	2310
	L1		559	662	765	868	939	559	662	765	868	939	600	700	800	900	970	950	1131	1312	1493	1613
	L2		192					234					272					278				
	L3		439	542	645	748	819	439	542	645	748	819	470	570	670	770	840	825	1006	1187	1368	1488
	L4		362					362					448					486				
	b		205	332	435	538	609	205	332	435	539	609	228	352	452	552	622	574	755	936	1117	1237
	B		950										1055									
	H		1300			1315		1400			1590					1600						
	d		25																			
自重±10%	运行Operate	Crane Weight (kg)	439	457	479	494	505	475	493	515	530	541	679	752	776	794	809	1169	1221	1282	1326	1396
	固定Fix		409	427	449	464	475	445	463	485	500	511	644	717	741	759	774	1129	1181	1242	1286	1356

产品概述：

1.HB防爆钢丝绳电动葫芦为系列产品，机械结构与普通CD、HC电动葫芦一致。
2.防爆标志分别为ExdIIBT4、ExdIICT4、DIPA21TA，T4及Exd I Mb。
3.工作级别为M3，工作环境温度为—20°C~40°C。

Product Introduction:

1. The mechanical structure for Series of HB Explosion-proof electric hoists is same with common CD、HC electric hoists.
2. For each of the Explosion-proof sign is ExdIIBT4、ExdIICT4、DIPA21TA，T4 and Exd I Mb.
3. Working class M3, Work environment temperature-20～40°C.

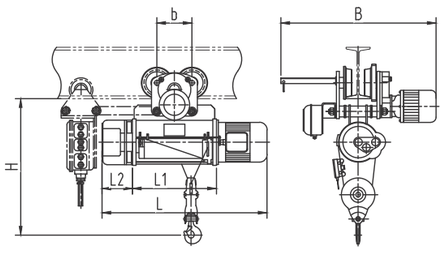

HB 0.25-5吨 (H=6-9米)
Model HB 0.25-5t (H=6-9m)

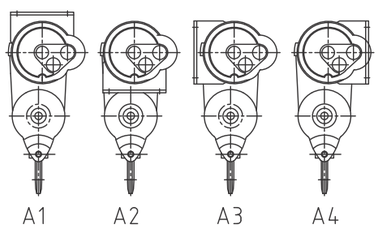

HB型固定式
Model HB Stationary

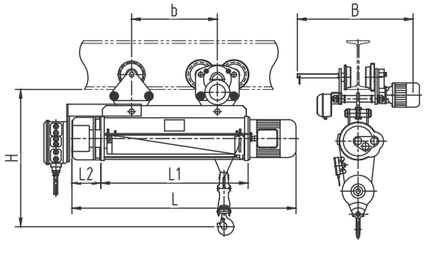

HB 0.5-5吨 (H=12-30米)
Model HB 0.5-5t (H=12-30m)

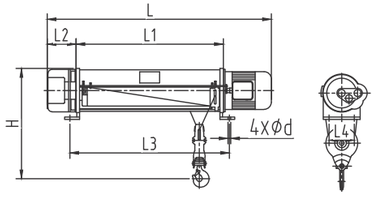

HB 固定式0.5-5吨 (H=12-30米)
Model HB Stationary 0.5-5t (H=12-30m)

HB型防爆钢丝绳电动葫芦
HB Model Explosion Proof Wire Rope Electric Hoist

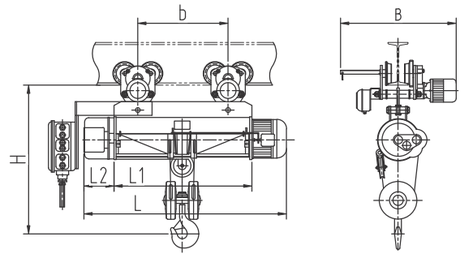

HB 10吨 (H=9-30米)
Model HB 10t (H=9-30m)

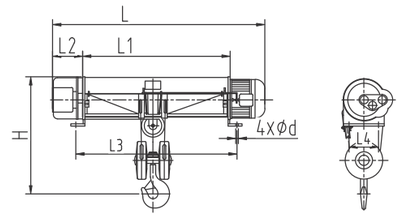

HB固定式 10吨 (H=9-30米)
Model HB Stationary 10t (H=9-30m)

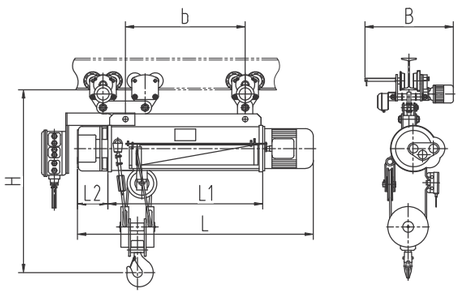

HB 16吨 (H=9-30米)
Model HB 16t (H=9-30m)

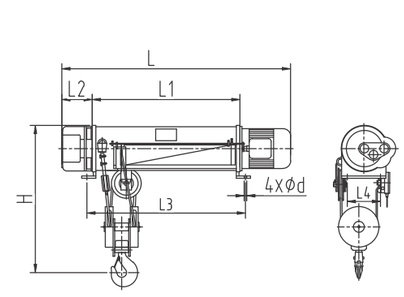

HB 固定式 16吨 (H=9-30米)
Model HB Stationary 16t (H=12-30m)

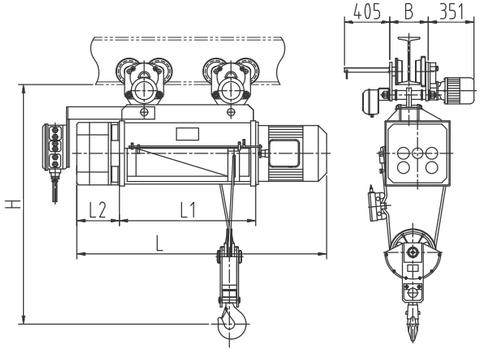

HB 16吨 (H=12-48米)
Model HB 16t (H=12-48m)

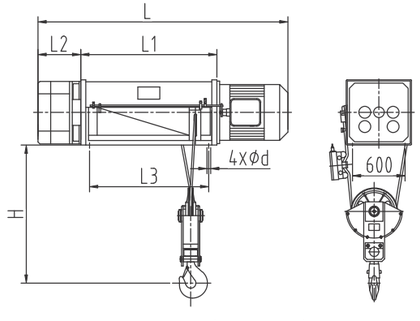

HB 固定式 16吨 (H=12-48米)
Model HB Stationary 16t (H=12-48m)

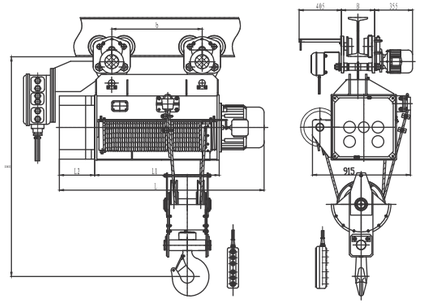

$HB_{\parallel}$ 型16吨（H=9-36米）
Model $HB_{\parallel}$ 16T(Hoisting9-36m)

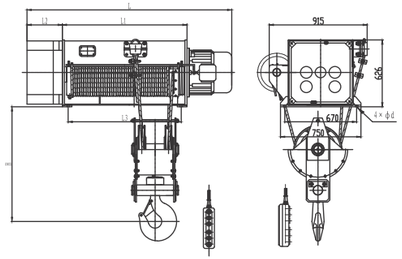

$HB_{\parallel}$ 型固定式16吨（H=9-36米）
Model $HB_{\parallel}$ Stationary16T(Hoisting9-36m)

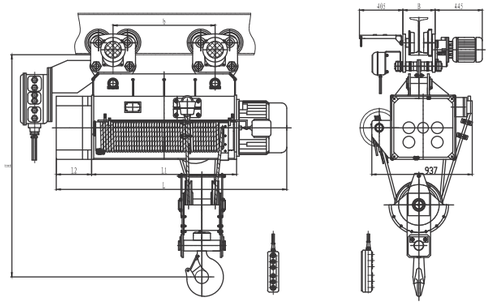

$HB_{\parallel}$ 型20吨（H=9-30米）
Model $HB_{\parallel}$ 20T(Hoisting9-30m)

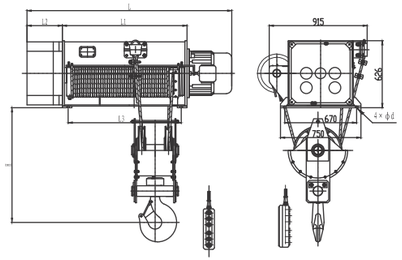

$HB_{\parallel}$ 型固定式20吨（H=9-30米）
Model $HB_{\parallel}$ Stationary20T(Hoisting9-30m)

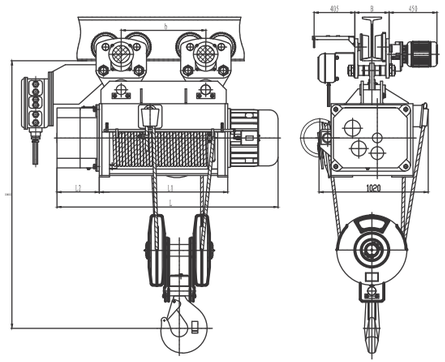

HB型32吨（H=9-24米）
Model HB 32T(Hoisting 9-24m)

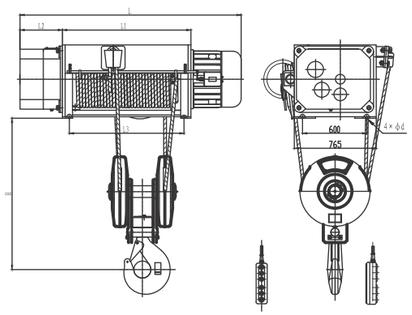

HB型固定式32吨（H=9-24米）
Model HB Stationary 32T(Hoisting 9-24m)

HB型防爆钢丝绳电动葫芦
HB Model Explosion Proof Wire Rope Electric Hoist

| 型号 | | | Type | HB(ExdIIBT4,ExdIICT4) | | |

HB型防爆钢丝绳电动葫芦

HB Model Explosion Proof Wire Rope Electric Hoist

起重量	Capacity(t)																							
型号	Type																							
起升高度	Hoisting height(m)																							
起升速度	Hoisting speed(m/min)																							
运行速度	Travel speed(m/min)																							
钢丝绳	绳径	Dia(mm)																						
	结构	Specification																						
运行轨道	Track																							
最小曲率半径	Min curvature yadius(m)																							
起升电机	型号	Type																						
	功率	Power(kW)																						
	转速	Rotation speed(r/min)																						
	电流	Current(A)																						
运行电机	型号	Type																						
	功率	Power(kW)																						
	转速	Rotation speed(r/min)																						
	电流	Current(A)																						
结合次数	No.of connecting(次)																							
工作制度	Working system																							
电源	Power source																							
基本尺寸	L	Basic Dimensions (mm)																						
	L1																							
	L2																							
	L3																							
	L4																							
	b																							
	B																							
	H																							
	d																							
自重±10%	运行	Crane weight (kg)																						
	固定																							

起重机运行机构 crane travelling mechanism	运动速度m/min travelling speed		20	30
	速比speed ratio		58.95	39.42
	电动机 Motor	型号 type	锥形鼠笼cone squirrel-cage	
		功率(kw)power	0.8×2、1.5×2	
		转速(r/min) rotational speed	1380	
起升机构(电动葫芦)及运行机构 lifting mechanism (electric hoist)& electric hoist travelling mechanism	电动葫芦形式 model of electric hoist		YH_{Π}型 YH_{Π}model	
	起升速度(m/min) lifting speed		8、7	
	起升高度H(m) lifting height		9、12、15、18、20	
	运动速度(m/min) travelling speed		20	
	电动机motor		锥形鼠笼型cone squirrel-cage model	
工作制度 working system			中级intermediate Jc=25%	
电源 electric current			380V 50Hz three-phase	
车轮直径 wheel diameter			φ270、φ400	
轨道面宽 width of trail			37~70	

起重量 Lifting capacity	跨度 Span	起重机总重 Crane total weight	最大轮压 Max.wheel load	最小轮压 Min.wheel load	基本尺寸(mm) Basic dimensions					
t	S(m)	(地面操作) G(t) Ground controlling	Rmax (kN)	Rmin (kN)	踏面至主梁顶 H1(mm) Wheel tread approach to top	踏面至吊钩中心 H2(mm) Wheel tread approach to center of hook	端梁轮距 W(mm) End carriage wheelbase	端梁总长 B(mm) Total length of end carriage	吊钩左极限 C1(mm) Hook approach to limit position on the left	吊钩右极限 C2(mm) Hook approach to limit position on the right
2	7.5	1.92	16.1	4.1	530	1270	1500	2000	871	1291
	8	1.97	16.4	4.2						
	8.5	2.03	16.6	4.3						
	9	2.09	16.8	4.5						
	9.5	2.14	17	4.6						
	10	2.19	17.2	4.7						
	10.5	2.25	17.4	4.9						
	11	2.30	17.6	5						
	11.5	2.41	18	5.3	580	1270	2000	2500	871	1291
	12	2.47	18.2	5.4						
	12.5	2.53	18.3	5.5						
	13	2.58	18.5	5.7						
	13.5	2.64	18.7	5.8						
	14	2.70	18.9	5.9						
	14.5	3.18	20.1	7.2	660	1290	2000	2500	871	1291
	15	3.25	20.3	7.3						
	15.5	3.32	20.5	7.5						
	16	3.39	20.7	7.7			2500	3000		
	16.5	3.46	20.9	7.9						
	17	3.53	21.1	8						

LDY型冶金电动单梁起重机
LDY Model Electric Single Girder Crane

起重量 Lifting capacity	跨度 Span	起重机总重 Crane total weight	最大轮压 Max.wheel load	最小轮压 Min.wheel load	基本尺寸(mm) Basic dimensions					
t	S(m)	(地面操作) G(t) Ground controlling	Rmax (kN)	Rmin (kN)	踏面至主梁顶 H1(mm) Wheel tread approach to top	踏面至吊钩中心 H2(mm) Wheel tread approach to center of hook	端梁轮距 W(mm) End carriage wheelbase	端梁总长 B(mm) Totallength of end carriage	吊钩左极限 C1(mm) Hook approach to limit position on the left	吊钩右极限 C2(mm) Hook approach to limit position on the right
2	17.5	3.74	21.7	8.5	725	1305	2500	3000	871	1291
	18	3.81	21.9	8.7						
	18.5	3.88	22.1	8.9						
	19	3.95	22.3	9.1						
	19.5	4.03	22.5	9.3						
	20	4.79	24.4	11.2	835	1295	3000	3500	871	1291
	20.5	4.88	24.6	11.4						
	21	4.96	24.9	11.6						
	21.5	5.06	25.1	11.8						
	22	5.14	25.3	12						
	22.5	5.23	25.6	12.2						
	23	5.55	26.4	13	880	1330	3500	4000	871	1291
	23.5	5.64	26.6	13.3						
	24	5.73	26.9	13.5						
	24.5	5.82	27.1	13.7						
	25	5.91	27.3	13.9						
	25.5	6.01	27.6	14.2						
	26	7.58	31.5	18.1	940	1370	4000	4500	819	1291
	26.5	7.70	31.8	18.4						
	27	7.80	32.1	18.7						
	27.5	7.93	32.4	19						
	28	8.03	32.7	19.2						
	28.5	8.16	33	19.5						
3	7.5	2.27	18.9	4.6	580	1460	1500	2000	842	1310
	8	2.33	19.3	4.7						
	8.5	2.40	19.6	4.9						
	9	2.46	19.9	5						
	9.5	2.53	20.2	5.2						
	10	2.59	20.5	5.3						
	10.5	2.66	20.8	5.5						
	11	2.72	21	5.6						
	11.5	2.91	21.6	6.1	660	1460	2000	2500	842	1310
	12	2.98	21.8	6.3						
	12.5	3.05	22.1	6.4						
	13	3.12	22.3	6.6						
	13.5	3.19	22.6	6.8						
	14	3.26	22.8	6.9						
	14.5	3.48	23.4	7.5	725	1475	2000	2500	842	1310
	15	3.55	23.7	7.7						
	15.5	3.63	23.9	7.9						
	16	3.70	24.1	8			2500	3000		
	16.5	3.77	24.4	8.2						
	17	3.84	24.6	8.4						

起重量 Lifting capacity	跨度 Span	起重机总重 Crane total weight	最大轮压 Max. wheel load	最小轮压 Min. wheel load	基本尺寸（mm） Basic dimensions					
t	S(m)	（地面操作） G（t） Ground controlling	Rmax (kN)	Rmin (kN)	踏面至主梁顶 H1(mm) Wheel tread approach to top	踏面至吊钩中心 H2(mm) Wheel tread approach to center of hook	端梁轮距 W(mm) End carriage wheelbase	端梁总长 B(mm) Total length of end carriage	吊钩左极限 C1(mm) Hook approach to limit position on the left	吊钩右极限 C2(mm) Hook approach to limit position on the right
3	17.5	4.49	26.2	10	835	1465	2500	3000	842	1310
	18	4.57	26.5	10.2						
	18.5	4.66	26.7	10.4						
	19	4.74	27	10.6						
	19.5	4.84	27.2	10.8						
	20	5.14	28	11.6	880	1500	3000	3500	842	1310
	20.5	5.24	28.3	11.8						
	21	5.32	28.5	12						
	21.5	5.42	28.8	12.3						
	22	5.50	29	12.5						
	22.5	5.60	29.3	12.7						
	23	6.32	31.1	14.6	940	1540	3500	4000	842	1310
	23.5	6.44	31.4	14.8						
	24	6.53	31.7	15.1						
	24.5	6.64	32	15.3						
	25	6.74	32.2	15.6						
	25.5	6.85	32.5	15.9						
	26	8.41	36.4	19.7	1020	1520	4000	4500	842	1310
	26.5	8.54	36.8	20.1						
	27	8.66	37.1	20.4						
	27.5	8.79	37.5	20.7						
	28	8.91	37.8	21						
	28.5	9.04	38.1	21.3						
5	7.5	2.77	30.8	5.9	735	1815	1500	2000	1293	1893
	8	2.84	31.6	6						
	8.5	2.92	32.3	6.1						
	9	2.99	33	6.3						
	9.5	3.07	33.6	6.4						
	10	3.14	34.2	6.5						
	10.5	3.22	34.7	6.7						
	11	3.29	35.2	6.9						
	11.5	3.66	36.4	7.8	835	1815	2000	2500	1293	1893
	12	3.74	36.9	7.9						
	12.5	3.83	37.3	8.1						
	13	3.92	37.8	8.3						
	13.5	4.01	38.2	8.5						
	14	4.09	38.6	8.7						
	14.5	4.35	39.4	9.4	890	1840	2000	2500	1293	1893
	15	4.43	39.8	9.5						
	15.5	4.53	40.2	9.8						
	16	4.62	40.5	10			2500	3000		
	16.5	4.71	40.9	10.2						
	17	4.80	41.2	10.4						

LDY型冶金电动单梁起重机
LDY Model Electric Single Girder Crane

起重量 Lifting capacity	跨度 Span	起重机总重 Crane total weight	最大轮压 Max. wheel load	最小轮压 Min. wheel load	基本尺寸（mm） Basic dimensions					
t	S(m)	（地面操作） G（t） Ground controlling	Rmax (kN)	Rmin (kN)	踏面至主梁顶 H1(mm) Wheel tread approach to top	踏面至吊钩中心 H2(mm) Wheel tread approach to center of hook	端梁轮距 W(mm) End carriage wheelbase	端梁总长 B(mm) Total length of end carriage	吊钩左极限 C1(mm) Hook approach to limit position on the left	吊钩右极限 C2(mm) Hook approach to limit position on the right
5	17.5	5.30	42.5	11.8	880	1950	2500	3000	1293	1893
	18	5.40	42.9	12						
	18.5	5.51	43.3	12.3						
	19	5.60	43.6	12.5						
	19.5	5.72	44	12.8						
	20	6.54	46.1	14.8	920	1970	3000	3500	1293	1893
	20.5	6.65	46.5	15.1						
	21	6.76	46.9	15.3						
	21.5	6.89	47.3	15.7						
	22	7.00	47.6	15.9						
	22.5	7.13	48	16.2						
	23	8.26	51.9	20.1	1065	1865	3500	4000	1293	1893
	23.5	8.38	52.4	20.5						
	24	8.51	52.8	20.8						
	24.5	8.68	53.3	21.2						
	25	8.80	53.6	21.5						
	25.5	8.93	54.1	21.9						
	26	12.74	62.5	30.2	1160	1890	4000	4700	1293	1893
	26.5	12.94	63	30.7						
	27	13.11	63.5	31.2						
	27.5	13.31	64.1	31.7						
	28	13.51	64.6	32.1						
	28.5	13.71	65.1	32.6						
10	7.5	3.66	51.5	6.6	835	2445	1500	2000	1293	1893
	8	3.74	52.7	6.8						
	8.5	3.84	53.7	7						
	9	3.93	54.7	7.1						
	9.5	4.02	55.6	7.3						
	10	4.11	56.4	7.5						
	10.5	4.21	57.1	7.7						
	11	4.30	57.8	7.9						
	11.5	4.69	59.3	8.9	890	2470	2000	2500	1293	1893
	12	4.79	59.9	9.1						
	12.5	4.90	60.6	9.4						
	13	5.00	61.1	9.6						
	13.5	5.11	61.7	9.8						
	14	5.21	62.3	10.1						
	14.5	6.03	64.6	12.1	980	2520	2000	2500	1293	1893
	15	6.15	65.2	12.4						
	15.5	6.28	65.7	12.7						
	16	6.40	66.2	13			2500	3000		
	16.5	6.53	66.8	13.3						
	17	6.64	67.3	13.5						

LDY型冶金电动单梁起重机

LDY Model Electric Single Girder Crane

起重量 Lifting capacity	跨度 Span	起重机总重 Crane total weight	最大轮压 Max.wheel load	最小轮压 Min.wheel load	基本尺寸（mm） Basic dimensions					
t	S(m)	（地面操作） G（t） Ground controlling	Rmax (kN)	Rmin (kN)	踏面至主梁顶 H1(mm) Wheel tread approach to top	踏面至吊钩中心 H2(mm) Wheel tread approach to center of hook	端梁轮距 W(mm) End carriage wheelbase	端梁总长 B(mm) Total length of end carriage	吊钩左极限 C1(mm) Hook approach to limit position on the left	吊钩右极限 C2(mm) Hook approach to limit position on the right
10	17.5	7.62	69.9	16	1065	2495	2500	3000	1293	1893
	18	7.75	70.4	16.3						
	18.5	7.91	71	16.7						
	19	8.04	71.4	17						
	19.5	8.21	72	17.4						
	20	8.70	73.4	18.6	1135	2545	3000	3500	1293	1893
	20.5	8.86	73.9	19						
	21	9.01	74.4	19.4						
	21.5	9.17	74.9	19.8						
	22	9.31	75.4	20.1						
	22.5	9.48	75.9	20.5						
	23	12.44	83.4	27.9	1200	2590	3500	4200	1293	1893
	23.5	12.65	84.1	28.5						
	24	12.83	84.6	28.9						
	24.5	13.04	85.3	29.4						
	25	13.23	85.8	29.9						
	25.5	13.44	86.4	30.4						
	26	14.53	89.2	33.1	1300	2600	4000	4700	1293	1893
	26.5	14.75	89.9	33.7						
	27	14.94	90.4	34.1						
	27.5	15.17	91.1	34.7						
	28	15.37	91.6	35.2						
	28.5	15.57	92.2	35.7						

注：1.如有其他要求，请在订货时特别提出。
2.我公司保留在无需任何通知的情况下对以上信息进行变更的权力。

Note: 1.Other requirements please put forward when you place an order.
2.We reserve the right to change above information without any notice.

LD型电动单梁起重机

LD Model Electric Single Girder Crane

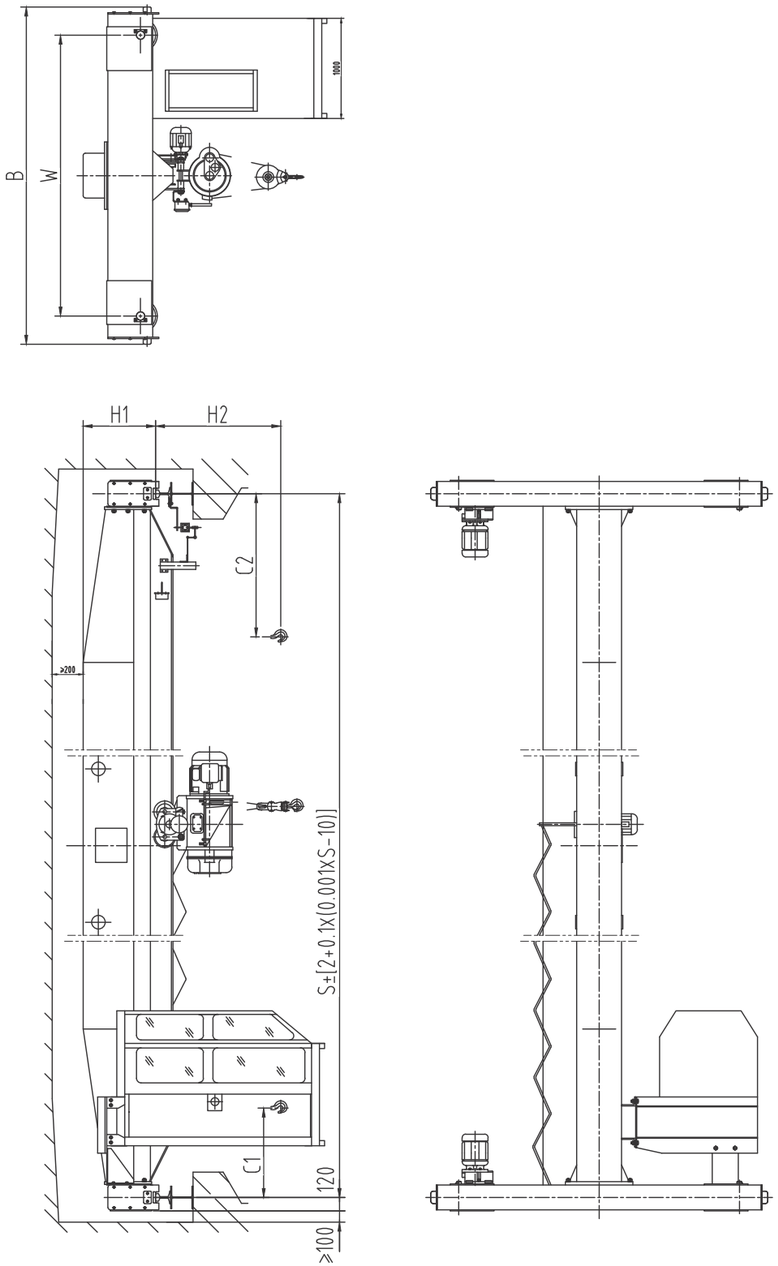

产品概述：

1.LD型电动单梁起重机具有结构合理，整机刚性强的特点。整机与CD_1型、MD_1型电动葫芦配套使用，是一种轻小型的起重机械。其起重量为1t-20t，跨度为7.5-28.5m，工作级别为A3-A4，工作环境温度为-25℃~40℃。
2.本产品广泛用于工厂、仓库、料场等不同场合吊运货物，禁止在易燃、易爆、腐蚀性介质环境中使用。
3.本产品设有地面和操纵室两种操作形式。操纵室有开式、闭式两种，可根据实际情况分别为左或右面安装两种形式，入门方向有侧面及端面两种，以满足用户在各种不同需要的情况下进行选择。

Product Introduction:

1. LD model single girder motor crane is characterized by more reasonable structure and higher strength steel as a whole, Used together with CD_1 model、MD_1 model electric hoist as a complete set , it is light duty crane with a capacity of 1 to 20 tons. The span is 7.5-28.5m. Working grade is A3-A4. Working temperature is-25℃ to 40℃.
2. This product is widely used in plants, warehouses, material stocks to lift goods. It is prohibited to use the equipment in the combustible, explosive or corrosive environment.
3. This product has two operational methods, ground control or operational room which has open model and closed model and can be installed on left or right side according to the practical situation . And the direction of entering the gate has two forms, from the side and the end in order to satisfy the users, choice under different conditions.

技术规格　Technical Specifications

起重机运行机构 crane travelling mechanism	运动速度m/min travelling speed		20	30	(室room)45	(室room)60
	速比speed ratio		58.95	39.42	26.51	19.44
	电动机 Motor	型号 type	锥形鼠笼cone squirrel-cage		锥形绕线cone winding thread	
		功率(kW)power	0.8×2、1.5×2、2.2×2		1.5×2、2.1×2	
		转速(r/min) rotational speed	1380		1350	
起升机构（电动葫芦）及运行机构 lifting machanism (electric hoist)& electric hoist travelling mechanism	电动葫芦型式 model of electric hoist		MD_1型 model		CD_1型 model	
	起升速度(m/min) lifting speed		8/0.8、7/0.7、3.5/0.35		8、7、3.5	
	起升高度H(m) lifting height		6、9、12、18、24、30			
	运动速度(m/min) travelling speed		20、30			
	电动机motor		锥形鼠笼型cone squirrel-cage model			
工作级别 dutyclassification			中级intermediate Jc=25%			
电　源 electric current			380V 50Hz three-phase			
车轮直径 wheel diameter			Φ270、Φ400			
轨道面宽 width of rail			37~70			

LD型电动单梁起重机
LD Model Electric Single Girder Crane

起重量 Lifting capacity	跨度 Span	起重机总重 Crane total weight	最大轮压 Max. wheel load	最小轮压 Min. wheel load	基本尺寸（mm） Basic dimensions					
t	S(m)	（地面操作）G（t） Ground controlling	Rmax (kN)	Rmin (kN)	踏面至主梁顶 H1(mm) Wheel tread approach to top	踏面至吊钩中心 H2(mm) Wheel tread approach to center of hook	端梁轮距 W(mm) End carriage wheelbase	端梁总长 B(mm) Total length of end carriage	吊钩左极限 C1(mm) Hook approach to limit position on the left	吊钩右极限 C2(mm) Hook approach to limit position on the right
1	7.5	1.59	8.7	3.7	490	910	1500	2000	796	1274
	8	1.64	8.9	3.8						
	8.5	1.68	9	3.9						
	9	1.73	9.2	4						
	9.5	1.78	9.3	4.2						
	10	1.83	9.5	4.3						
	10.5	1.87	9.6	4.4						
	11	1.92	9.8	4.5						
	11.5	1.96	9.9	4.6	490	910	2000	2500	796	1274
	12	2.01	10	4.7						
	12.5	2.06	10.2	4.8						
	13	2.11	10.3	5						
	13.5	2.15	10.4	5.1						
	14	2.2	10.5	5.2						
	14.5	2.39	11	5.7	490	955	2000	2500	796	1274
	15	2.44	11.2	5.8						
	15.5	2.49	11.3	5.9						
	16	2.54	11.4	6			2500	3000		
	16.5	2.59	11.6	6.2						
	17	2.64	11.7	6.3						
	17.5	2.85	12.2	6.8	530	970	2500	3000	796	1274
	18	2.9	12.4	6.9						
	18.5	2.95	12.5	7.1						
	19	3.01	12.6	7.2						
	19.5	3.06	12.8	7.3						
	20	3.26	13.3	7.8	580	970	3000	3500	796	1274
	20.5	3.32	13.4	8						
	21	3.37	13.6	8.1						
	21.5	3.43	13.7	8.3						
	22	3.49	13.9	8.4						
	22.5	3.55	14	8.5						
	23	4.26	15.8	10.3	660	990	3500	4000	796	1274
	23.5	4.33	16	10.5						
	24	4.4	16.2	10.7						
	24.5	4.47	16.4	10.8						
	25	4.54	16.5	11						
	25.5	4.61	16.7	11.2						
	26	5.25	18.3	12.8	725	1005	4000	4500	796	1274
	26.5	5.33	18.5	13						
	27	5.41	18.7	13.2						
	27.5	5.5	18.9	13.4						
	28	5.57	19.1	13.6						
	28.5	5.66	19.4	13.8						

起重量 Lifting capacity	跨度 Span	起重机总重 Crane total weight	最大轮压 Max. wheel load	最小轮压 Min. wheel load	基本尺寸（mm） Basic dimensions					
t	S(m)	(地面操作) G（t） Ground controlling	Rmax (kN)	Rmin (kN)	踏面至主梁顶 H1(mm) Wheel tread approach to top	踏面至吊钩中心 H2(mm) Wheel tread approach to center of hook	端梁轮距 W(mm) End carriage wheelbase	端梁总长 B(mm) Total length of end carriage	吊钩左极限 C1(mm) Hook approach to limit position on the left	吊钩右极限 C2(mm) Hook approach to limit position on the right
2	7.5	1.68	13.6	3.7	490	1080	1500	2000	796	1274
	8	1.72	13.8	3.9						
	8.5	1.77	14	4						
	9	1.82	14.1	4.1						
	9.5	1.87	14.3	4.2						
	10	1.91	14.5	4.3						
	10.5	1.96	14.6	4.4						
	11	2.01	14.8	4.5						
	11.5	2.14	15.2	4.9	490	1125	2000	2500	796	1274
	12	2.19	15.3	5						
	12.5	2.24	15.5	5.1						
	13	2.29	15.6	5.2						
	13.5	2.34	15.8	5.3						
	14	2.39	15.9	5.5						
	14.5	2.67	16.7	6.2	580	1140	2000	2500	796	1274
	15	2.73	16.8	6.3						
	15.5	2.79	17	6.5						
	16	2.84	17.1	6.6			2500	3000		
	16.5	2.9	17.3	6.7						
	17	2.96	17.5	6.9						
	17.5	3.48	18.8	8.2	660	1160	2500	3000	796	1274
	18	3.55	19	8.4						
	18.5	3.62	19.2	8.5						
	19	3.69	19.3	8.7						
	19.5	3.76	19.5	8.9						
	20	4.03	20.2	9.5	725	1175	3000	3500	796	1274
	20.5	4.11	20.4	9.7						
	21	4.18	20.6	9.9						
	21.5	4.25	20.8	10.1						
	22	4.32	21	10.3						
	22.5	4.4	21.2	10.5						
	23	5.23	23.3	12.6	835	1165	3500	4000	796	1274
	23.5	5.33	23.5	12.8						
	24	5.41	23.7	13						
	24.5	5.5	24	13.2						
	25	5.58	24.2	13.4						
	25.5	5.68	24.4	13.7						
	26	6.35	26.1	15.3	880	1200	4000	4500	796	1274
	26.5	6.45	26.4	15.6						
	27	6.55	26.6	15.8						
	27.5	6.65	26.9	16.1						
	28	6.74	27.1	16.3						
	28.5	6.85	27.4	16.6						

LD型电动单梁起重机
LD Model Electric Single Girder Crane

起重量 Lifting capacity	跨度 Span	起重机总重 Crane total weight	最大轮压 Max. wheel load	最小轮压 Min. wheel load	基本尺寸（mm） Basic dimensions					
t	S(m)	(地面操作) G（t） Ground controlling	Rmax (kN)	Rmin (kN)	踏面至主梁顶 H1(mm) Wheel tread approach to top	踏面至吊钩中心 H2(mm) Wheel tread approach to center of hook	端梁轮距 W(mm) End carriage wheelbase	端梁总长 B(mm) Total length of end carriage	吊钩左极限 C1(mm) Hook approach to limit position on the left	吊钩右极限 C2(mm) Hook approach to limit position on the right
3	7.5	1.86	18.6	4.1	530	1270	1500	2000	819	1291
	8	1.91	18.9	4.2						
	8.5	1.97	19.1	4.3						
	9	2.03	19.3	4.5						
	9.5	2.08	19.5	4.6						
	10	2.13	19.7	4.7						
	10.5	2.19	19.9	4.9						
	11	2.24	20.1	5						
	11.5	2.35	20.5	5.3	580	1270	2000	2500	819	1291
	12	2.41	20.7	5.4						
	12.5	2.47	20.8	5.5						
	13	2.52	21	5.7						
	13.5	2.58	21.2	5.8						
	14	2.64	21.4	5.9						
	14.5	3.12	22.6	7.2	660	1290	2000	2500	819	1291
	15	3.19	22.8	7.3						
	15.5	3.26	23	7.5						
	16	3.33	23.2	7.7			2500	3000		
	16.5	3.4	23.4	7.9						
	17	3.47	23.6	8						
	17.5	3.68	24.2	8.5	725	1305	2500	3000	819	1291
	18	3.75	24.4	8.7						
	18.5	3.82	24.6	8.9						
	19	3.89	24.8	9.1						
	19.5	3.97	25	9.3						
	20	4.73	26.9	11.2	835	1295	3000	3500	819	1291
	20.5	4.82	27.1	11.4						
	21	4.9	27.4	11.6						
	21.5	5	27.6	11.8						
	22	5.08	27.8	12						
	22.5	5.17	28.1	12.2						
	23	5.49	28.9	13	880	1330	3500	4000	819	1291
	23.5	5.58	29.1	13.3						
	24	5.67	29.4	13.5						
	24.5	5.76	29.6	13.7						
	25	5.85	29.8	13.9						
	25.5	5.95	30.1	14.2						
	26	7.52	34	18.1	940	1370	4000	4500	819	1291
	26.5	7.64	34.3	18.4						
	27	7.74	34.6	18.7						
	27.5	7.87	34.9	19						
	28	7.97	35.2	19.2						
	28.5	8.1	35.5	19.5						

起重量 Lifting capacity	跨度 Span	起重机总重 Crane total weight	最大轮压 Max. wheel load	最小轮压 Min. wheel load	基本尺寸（mm） Basic dimensions					
t	S(m)	(地面操作) G（t） Ground controlling	Rmax (kN)	Rmin (kN)	踏面至主梁顶 H1(mm) Wheel tread approach to top	踏面至吊钩中心 H2(mm) Wheel tread approach to center of hook	端梁轮距 W(mm) End carriage wheelbase	端梁总长 B(mm) Total length of end carriage	吊钩左极限 C1(mm) Hook approach to limit position on the left	吊钩右极限 C2(mm) Hook approach to limit position on the right
5	7.5	2.22	28.7	4.6	580	1460	1500	2000	842	1310
	8	2.28	29.1	4.7						
	8.5	2.35	29.4	4.9						
	9	2.41	29.7	5						
	9.5	2.48	30	5.2						
	10	2.54	30.3	5.3						
	10.5	2.61	30.6	5.5						
	11	2.67	30.8	5.6						
	11.5	2.86	31.4	6.1	660	1460	2000	2500	842	1310
	12	2.93	31.6	6.3						
	12.5	3	31.9	6.4						
	13	3.07	32.1	6.6						
	13.5	3.14	32.4	6.8						
	14	3.21	32.6	6.9						
	14.5	3.43	33.2	7.5	725	1475	2000	2500	842	1310
	15	3.5	33.5	7.7						
	15.5	3.58	33.7	7.9						
	16	3.65	33.9	8			2500	3000		
	16.5	3.72	34.2	8.2						
	17	3.79	34.4	8.4						
	17.5	4.44	36	10	835	1465	2500	3000	842	1310
	18	4.52	36.3	10.2						
	18.5	4.61	36.5	10.4						
	19	4.69	36.8	10.6						
	19.5	4.79	37	10.8						
	20	5.09	37.8	11.6	880	1500	3000	3500	842	1310
	20.5	5.19	38.1	11.8						
	21	5.27	38.3	12						
	21.5	5.37	38.6	12.3						
	22	5.45	38.8	12.5						
	22.5	5.55	39.1	12.7						
	23	6.27	40.9	14.6	940	1540	3500	4000	842	1310
	23.5	6.39	41.2	14.8						
	24	6.48	41.5	15.1						
	24.5	6.59	41.8	15.3						
	25	6.69	42	15.6						
	25.5	6.8	42.3	15.9						
	26	8.36	46.2	19.7	1020	1520	4000	4500	842	1310
	26.5	8.49	46.6	20.1						
	27	8.61	46.9	20.4						
	27.5	8.74	47.3	20.7						
	28	8.86	47.6	21						
	28.5	8.99	47.9	21.3						

LD型电动单梁起重机
LD Model Electric Single Girder Crane

起重量 Lifting capacity	跨度 Span	起重机总重 Crane total weight	最大轮压 Max. wheel load	最小轮压 Min. wheel load	基本尺寸（mm） Basic dimensions					
t	S(m)	(地面操作) G（t） Ground controlling	Rmax (kN)	Rmin (kN)	踏面至主梁顶 H1(mm) Wheel tread approach to top	踏面至吊钩中心 H2(mm) Wheel tread approach to center of hook	端梁轮距 W(mm) End carriage wheelbase	端梁总长 B(mm) Total length of end carriage	吊钩左极限 C1(mm) Hook approach to limit position on the left	吊钩右极限 C2(mm) Hook approach to limit position on the right
10	7.5	3.06	50.8	5.9	735	1815	1500	2000	1293	1893
	8	3.13	51.6	6						
	8.5	3.21	52.3	6.1						
	9	3.28	53	6.3						
	9.5	3.36	53.6	6.4						
	10	3.43	54.2	6.5						
	10.5	3.51	54.7	6.7						
	11	3.58	55.2	6.9						
	11.5	3.95	56.4	7.8	835	1815	2000	2500	1293	1893
	12	4.03	56.9	7.9						
	12.5	4.12	57.3	8.1						
	13	4.21	57.8	8.3						
	13.5	4.3	58.2	8.5						
	14	4.38	58.6	8.7						
	14.5	4.64	59.4	9.4	890	1840	2000	2500	1293	1893
	15	4.72	59.8	9.5						
	15.5	4.82	60.2	9.8						
	16	4.91	60.5	10			2500	3000		
	16.5	5	60.9	10.2						
	17	5.09	61.2	10.4						
	17.5	5.59	62.5	11.8	880	1950	2500	3000	1293	1893
	18	5.69	62.9	12						
	18.5	5.8	63.3	12.3						
	19	5.89	63.6	12.5						
	19.5	6.01	64	12.8						
	20	6.83	66.1	14.8	920	1970	3000	3500	1293	1893
	20.5	6.94	66.5	15.1						
	21	7.05	66.9	15.3						
	21.5	7.18	67.3	15.7						
	22	7.29	67.6	15.9						
	22.5	7.42	68	16.2						
	23	8.55	71.9	20.1	1065	1865	3500	4000	1293	1893
	23.5	8.67	72.4	20.5						
	24	8.8	72.8	20.8						
	24.5	8.97	73.3	21.2						
	25	9.09	73.6	21.5						
	25.5	9.22	74.1	21.9						
	26	13.03	82.5	30.2	1160	1890	4000	4700	1293	1893
	26.5	13.23	83	30.7						
	27	13.4	83.5	31.2						
	27.5	13.6	84.1	31.7						
	28	13.8	84.6	32.1						
	28.5	14	85.1	32.6						

起重量 Lifting capacity	跨度 Span	起重机总重 Crane total weight	最大轮压 Max. wheel load	最小轮压 Min. wheel load	基本尺寸（mm） Basic dimensions					
t	S(m)	(地面操作) G（t） Ground controlling	Rmax (kN)	Rmin (kN)	踏面至主梁顶 H1(mm) Wheel tread approach to top	踏面至吊钩中心 H2(mm) Wheel tread approach to center of hook	端梁轮距 W(mm) End carr	端梁总长 B(mm) Total length of end carriage	吊钩左极限 C1(mm) Hook approach to limit position on the left	吊钩右极限 C2(mm) Hook approach to limit position on the right
16	7.5	3.39	76.5	6.6	835	2445	1500	2000	1293	1893
	8	3.47	77.7	6.8						
	8.5	3.57	78.7	7						
	9	3.66	79.7	7.1						
	9.5	3.75	80.6	7.3						
	10	3.84	81.4	7.5						
	10.5	3.94	82.1	7.7						
	11	4.03	82.8	7.9						
	11.5	4.42	84.3	8.9	890	2470	2000	2500	1293	1893
	12	4.52	84.9	9.1						
	12.5	4.63	85.6	9.4						
	13	4.73	86.1	9.6						
	13.5	4.84	86.7	9.8						
	14	4.94	87.3	10.1						
	14.5	5.76	89.6	12.1	980	2520	2000	2500	1293	1893
	15	5.88	90.2	12.4						
	15.5	6.01	90.7	12.7						
	16	6.13	91.2	13			2500	3000		
	16.5	6.26	91.8	13.3						
	17	6.37	92.3	13.5						
	17.5	7.35	94.9	16	1065	2495	2500	3000	1293	1893
	18	7.48	95.4	16.3						
	18.5	7.64	96	16.7						
	19	7.77	96.4	17						
	19.5	7.94	97	17.4						
	20	8.43	98.4	18.6	1135	2545	3000	3500	1293	1893
	20.5	8.59	98.9	19						
	21	8.74	99.4	19.4						
	21.5	8.9	99.9	19.8						
	22	9.04	100.4	20.1						
	22.5	9.21	100.9	20.5						
	23	12.17	108.4	27.9	1200	2590	3500	4200	1293	1893
	23.5	12.38	109.1	28.5						
	24	12.56	109.6	28.9						
	24.5	12.77	110.3	29.4						
	25	12.96	110.8	29.9						
	25.5	13.17	111.4	30.4						
	26	14.26	114.2	33.1	1300	2600	4000	4700	1293	1893
	26.5	14.48	114.9	33.7						
	27	14.67	115.4	34.1						
	27.5	14.9	116.1	34.7						
	28	15.1	116.6	35.2						
	28.5	15.3	117.2	35.7						

LD型电动单梁起重机
LD Model Electric Single Girder Crane

起重量 Lifting capacity	跨度 Span	起重机总重 Crane total weight	最大轮压 Max. wheel load	最小轮压 Min. wheel load	基本尺寸（mm） Basic dimensions					
t	S(m)	(地面操作) G（t） Ground controlling	Rmax (kN)	Rmin (kN)	踏面至主梁顶 H1(mm) Wheel tread approach to top	踏面至吊钩中心 H2(mm) Wheel tread approach to center of hook	端梁轮距 W(mm) End carriage wheelbase	端梁总长 B(mm) Total length of end carriage	吊钩左极限 C1(mm) Hook approach to limit position on the left	吊钩右极限 C2(mm) Hook approach to limit position on the right
20	7.5	5.27	99	10.2	900	2400	2000	2700	1394	1933
	8	5.38	100.4	10.4						
	8.5	5.52	101.8	10.6						
	9	5.64	103	10.8						
	9.5	5.77	104.2	11.1						
	10	5.89	105.2	11.3						
	10.5	6.02	106.2	11.6						
	11	6.14	107.1	11.8						
	11.5	6.71	109.1	13.2	970	2430	2000	2700	1394	1933
	12	6.84	109.9	13.5						
	12.5	6.99	110.8	13.8						
	13	7.12	111.5	14.1						
	13.5	7.27	112.3	14.5						
	14	7.4	113	14.8						
	14.5	8.55	116.3	17.6	1050	2490	2000	2700	1394	1933
	15	8.71	117	18						
	15.5	8.9	117.7	18.4						
	16	9.05	118.4	18.8			2500	3200		
	16.5	9.24	119.2	19.2						
	17	9.4	119.8	19.6						
	17.5	10.11	121.8	21.4	1130	2550	2500	3200	1394	1933
	18	10.28	122.5	21.8						
	18.5	10.48	123.2	22.3						
	19	10.66	123.8	22.7						
	19.5	10.85	124.5	23.2						
	20	11.62	126.6	25.1	1200	2590	3000	3700	1394	1933
	20.5	11.84	127.3	25.6						
	21	12	127.9	26						
	21.5	12.2	128.6	26.5						
	22	12.4	129.2	27						
	22.5	12.6	129.9	27.5						
	23	13.6	132.5	30	1300	2600	3500	4200	1394	1933
	23.5	13.8	133.2	30.6						
	24	140.5	133.8	31						
	24.5	142.8	134.5	31.6						
	25	144.7	135.1	32.1						
	25.5	146.9	135.8	32.6						

注：1.司机室操作时起重机总重增加0.5t，最大、最小轮压均增加2kN。
2.如有其他要求，请在订货时特别提出。
3.我公司保留在无需任何通知的情况下对以上信息进行变更的权力。

Note: 1.Total weight should increase 0.5t, the minimum and maximum wheel pressure each increase 2KN if cab operation.
2.Other requirements please put forward when you place an order.
3.We reserve the right to change above information without any notice.

产品概述：

LDP型电动单梁起重机属于超低净空轻小型起重机，电动葫芦位于主梁一侧，增加了吊钩的服务空间，可以降低厂房高度和造价。该产品因具有小车轮距大，运行平稳，结构紧凑、刚性好、操作灵敏、噪音低、安全可靠、造型美观等优点，广泛应用于工作环境温度在-25℃~+40℃，车间厂房净空高度又较低的场所。

LDP型电动单梁起重机是按GB/T 3811-2008、JB/T 1306-2008标准设计制造的，与CD_1、MD_1电动葫芦配套使用的轻型起重设备。其额定载荷3t-10t，跨度7.5m~22.5m，工作级别A3、A4，起升高度6-12m，操作方式主要是地面操纵方式（地操、遥控操作、地+遥操作）。如果有跨度和起升高度超出样本中所列的范围，我们还可以根据用户需求进行非标设计。

Product Introduction:

LDP model electric single beam crane belongs to very low clearance light duty lifting equipment. Electric hoist is at one side of main girder, so can increase service space of hook and reduce the cost. With advantages of big trolley tread, smooth traveling、tight structure、strong rigidity、delicate operation、low noise 、safety and reliability and beautiful exterior, it is widely used in the situation that clearance height of workshop is low and the operating ambient temperature is-25℃~+40℃.

LDP model motor-driven single beam crane is designed and produced according to GB/T 3811-2008、JB/T 1306-2008 standard and used with model CD_1、MD_1. It is a light duty crane with rated load of 3 to 10 tons. The span is 7.5m~22. 5m. Working grade is A3-A4 and lifting height is 6~ 12m. The main operating method is ground control (ground control, remote control 、ground control + remote control). If the span and lifting height is out of the range that stylebook lists, we can do non-standard design according to user requirement.

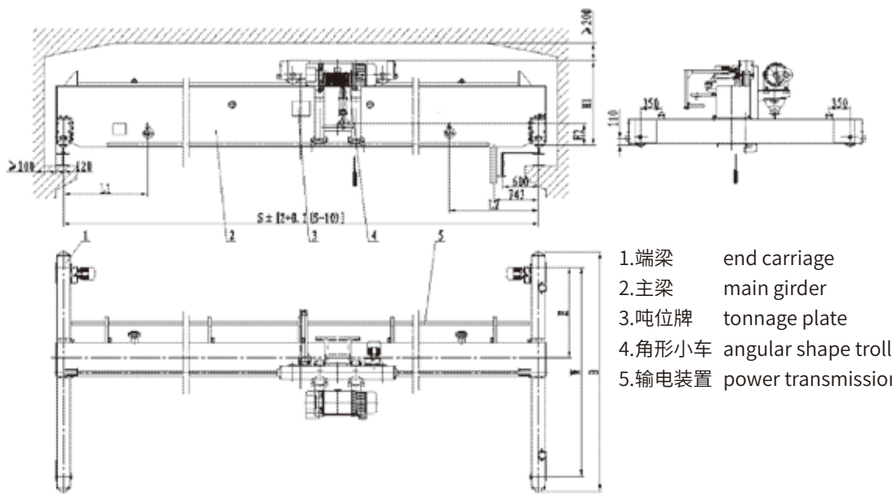

1.端梁 end carriage
2.主梁 main girder
3.吨位牌 tonnage plate
4.角形小车 angular shape trolley
5.输电装置 power transmission device

LDP型电动单梁起重机
LDP Model Electric Single Girder Crane

起重机运行机构 Crane traveling Mechanism	运行速度m/min travelling speed		20	30
	速比Speed ratio		58.95	29.42
	电动机 motor	型号model	实心转子软起动电机cone squirrel-cage	
		功率（kw）power	0.8X2、1.5X2	
		转速r/min rotational speed	1500	
起升机构（电动葫芦及运行机构）Lifting Mechanism（electric hoist）travelingMechanism	电动葫芦形式 model of electric hoist		CD_1型（MD_1型）model	
	起升速度m/min lifting speed		8（0.8/8）、7（0.7/7）	
	起升高度m lifting height		6、9、12	
	运动速度m/min		20、30	
	运行电机motor		实心转子软起动电机cone squirrel-cage model	
工作制度Working system			中级intermediate Jc=25%	
电源Electric current			380V 50Hz	
车轮直径Wheel diameter			Φ270	
轨道面宽Width of trail			37~70	

吨位（t）capacity	跨度(m) S Span	整车总重G(t) total weight 地面操作 ground control	最大轮压Rmin(kN) max. wheel load	最小轮压Rmin(kN) min.wheel load	踏面至最高点（mm）H1wheel tread approach to top	踏面至钩中心H2(mm) wheel tread approach to center of hook	端梁轮距W(mm) End carriage wheelbase	端梁总长B(mm) Total length of end carriage	主梁与车轮轴偏心距离E(mm) Eeccentric distance between main girder and wheel sshaft	吊钩左极限L1(mm) Hook approach to limit position on the left	吊钩右极限L2(mm) Hook approch to limitposition on the right
3	7.5	2.705	20.1	5.39	1065	-130	2500	3000	965	1413	1496
	8	2.767	20.48	5.51							
	8.5	2.845	20.87	5.68							
	9	2.907	21.2	5.81							
	9.5	2.969	21.51	5.94							
	10	3.03	21.8	6.08							
	10.5	3.108	22.12	6.25							
	11	3.172	22.4	6.4							
	11.5	3.519	23.38	7.24	1130	-65			1000		
	12	3.591	26.65	74							
	12.5	3.686	23.98	7.63							
	13	3.759	24.25	7.8							
	13.5	3.835	24.51	7.98							
	14	3.907	24.76	8.15							
	14.5	4.278	25.51	8.81	1180	-15	3000	3500	1280		
	15	4.357	25.76	8.99							
	15.5	4.437	26.02	9.19							

吨位(t) capacity	跨度(m) S Span	整车总重 G(t) total weight 地面操作 ground control	最大轮压 Rmin(kN) max. wheel load	最小轮压 Rmin(kN) min.wheel load	踏面至最高点(mm) H1wheel tread approach to top	踏面至钩中心 H2(mm) wheel tread approach to center of hook	端梁轮距 W(mm) End carriage wheelbase	端梁总长 B(mm) Total length of end carriage	主梁与车轮轴偏心距离 E(mm) Eeccentric distance between main girder and wheel sshaft	吊钩左极限 L1(mm) Hook approach to limit position on the left	吊钩右极限 L2(mm) Hook approch to limitposition on the right
3	16	4.513	26.27	9.37	1230	35	3500	4000	1545	1405	1496
	16.5	4.612	26.56	9.61							
	17	4.689	26.8	9.79							
	17.5	5.006	28.05	10.98							
	18	5.145	28.29	11.17							
	18.5	5.255	28.61	11.44							
	19	5.337	28.85	11.64							
	19.5	5.422	29.02	11.84							
	20	6.312	31.37	14.05	1300	105			1570		
	20.5	6.441	31.72	14.37							
	21	6.543	32.01	14.62							
	21.5	6.642	32.09	14.87							
	22	7.747	32.58	15.13							
	22.5	6.877	32.93	15.45							
5	7.5	3.175	29.7	6.24	1170	−175	2500	3000	920		
	8	3.253	30.24	6.4							
	8.5	3.355	30.81	6.62							
	9	3.436	31.28	6.79							
	9.5	3.515	31.72	6.96							
	10	3.596	32.14	7.14							
	10.5	3.698	32.6	7.37							
	11	3.779	32.98	7.55							
	11.5	4	33.7	8.08	1255	−90			960		
	12	4.084	34.06	8.27							
	12.5	4.195	34.48	8.53							
	13	4.278	34.82	8.73							
	13.5	4.366	35.15	8.93							
	14	4.452	35.48	9.14							
	14.5	4.896	36.47	10	1280	−65	3000	3500	1230		
	15	4.988	36.79	10.21							
	15.5	5.082	37.11	10.44							
	16	5.169	37.42	10.65							
	16.5	5.285	37.79	10.93							
	17	5.38	38.1	11.16							
	17.5	6.066	40.13	13.09	1360	15			1500		
	18	6.167	40.45	13.33							
	18.5	6.306	40.86	13.67							
	19	6.408	41.17	13.92							
	19.5	6.514	41.49	14.18							

LDP型电动单梁起重机
LDP Model Electric Single Girder Crane

吨位(t) capacity	跨度(m) S Span	整车总重 G(t) total weight 地面操作 ground control	最大轮压 Rmin(kN) max. wheel load	最小轮压 Rmin(kN) min.wheel load	踏面至最高点(mm) H1wheel tread approach to top	踏面至钩中心 H2(mm) wheel tread approach to center of hook	端梁轮距 W(mm) End carriage wheelbase	端梁总长 B(mm) Total length of end carriage	主梁与车轮轴偏心距离 E(mm) Eeccentric distance between main girder and wheel sshaft	吊钩左极限 L1(mm) Hook approach to limit position on the left	吊钩右极限 L2(mm) Hook approch to limitposition on the right
5	20	6.889	42.49	15.1	1410	65	3500	4000	1525		
	20.5	7.032	42.9	15.45							
	21	7.142	43.23	15.72							
	21.5	7.251	43.55	15.99							
	22	7.363	43.87	16.26							
	22.5	7.507	44.27	16.62							
10	7.5	4.047	49.78	7.33	1075	−435	2500	3000	820	1840	1840
	8	4.141	50.9	7.51							
	8.5	4.236	51.92	7.69							
	9	4.349	52.89	7.92							
	9.5	4.441	53.74	8.11							
	10	4.535	54.54	8.3							
	10.5	4.649	55.32	8.55							
	11	4.737	56.01	8.74							
	11.5	5.378	57.88	10.12	1195	−315			860		
	12	5.491	58.55	10.38							
	12.5	5.636	59.25	10.71							
	13	5.751	59.86	10.96							
	13.5	5.867	60.45	11.22							
	14	5.98	61	11.48							
	14.5	6.542	62.64	12.79	1305	−205	3000	3500	1135		
	15	6.667	63.19	13.07							
	15.5	6.79	63.71	13.35							
	16	6.914	64.23	13.64							
	16.5	7.077	64.83	14.03							
	17	7.2	65.31	14.31							
	17.5	7.741	66.83	15.59	1385	−125	3500	4000	1400		
	18	7.871	67.31	15.89							
	18.5	8.006	67.79	16.21							
	19	8.178	68.37	16.62							
	19.5	8.312	68.83	16.93							
	20	8.98	70.61	18.53	1475	−35			1420		
	20.5	9.121	71.09	18.86							
	21	9.321	71.7	19.34							
	21.5	9.46	72.15	19.67							
	22	9.602	72.6	20							
	22.5	9.804	73.2	20.49							

注: 1.踏面至吊钩中心H2，若为负值，则吊钩在轮踏面之下；若为正值，则吊钩在轮踏面之上。
2.我公司保留在无需任何通知的情况下对以上信息进行变更的权力。

Note: 1. If distance between wheel tread and center of hook H2 is a negative value, the hook is below the wheel tread, or the hook is above the wheel tread.
2. We reserve the right to change above information without any notice.

产品概述：

1、HD欧式电动单梁自重轻、轮压小、限界尺寸小、性能可靠、操作方便。
2、轮压小、限界尺寸小即可降低厂房前期工程投资，低噪音、低能耗，节能环保。
3、经久耐用，降低维修、维护费用。

Product Introduction:

1. HD European type electric single-girder crane with light dead weight, small wheel pressure and reliable performance is easy to operate.
2. Small wheel pressure and margin can cut down earlier stage project investment of workshop , low noise, low energy consumption, energy conservation and environmental protection.
3. Wear well can lower maintenance and maintenance costs.

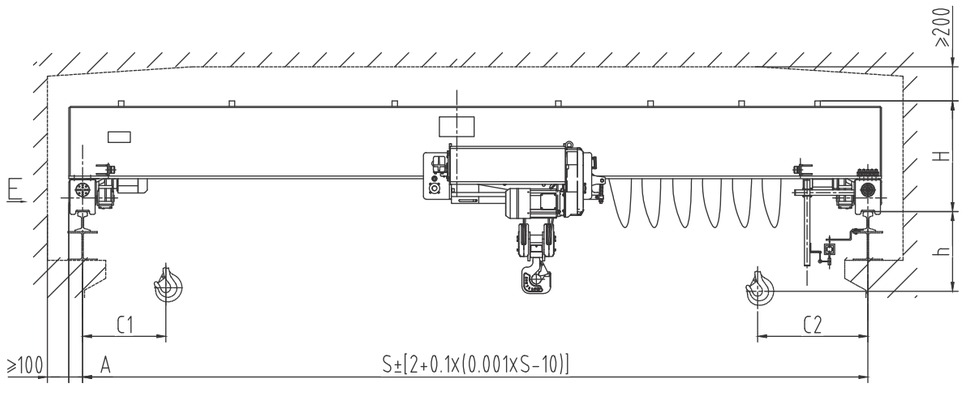

E向

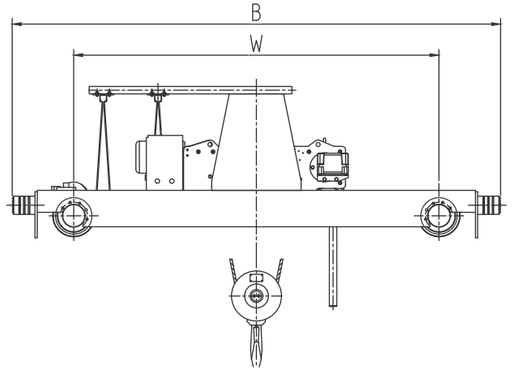

HD型电动单梁起重机
HD Model Electric Single Girder Crane

起重量 Capacity (t)	跨度 Span (m)	起升高度Lifting height (m)	工作级别 Working class	起升速度Lifting speed (m/min)	质量Weight 小车 (kg)	质量Weight 整机 (kg)	大车轨道 Track (推荐)	总功率 power rate (kW)	最大轮压 Max wheel load (kN)	基本尺寸Dimension（mm） H	h	C1	C2	A	W	B
1	7.5	6 9 12	A5	0.8/5	405	1700	P24	4.07	8.76	618	354	665	940	100	2000	2674
	10.5					1932			9.51							
	13.5					2280			10.45	698						
	16.5					2704			11.58	768					2500	3174
	19.5					3299		4.31	13.06	798					3000	3674
	22.5					3921			14.62	858						
	25.5					4514			16.1	928					3500	4174
2	7.5	6 9 12	A5	0.8/5	405	1811	P24	4.31	13.5	708	356	665	940	100	2000	2674
	10.5					2081			14.46							
	13.5					2451			15.54	778						
	16.5					3188			17.47	818					2500	3174
	19.5					3773		4.67	18.93	888					3000	3674
	22.5					4344			20.39	968						
	25.5					5141	P38		22.38	988					3500	4174
3.2	7.5	6 9 12	A5	0.8/5	405	1861	P24	4.31	18.96	758	356	665	940	100	2000	2674
	10.5					2098			20.11							
	13.5					2687			21.85	808						
	16.5					3344			23.51	908					2500	3174
	19.5					4121		4.67	25.45	948					3000	3674
	22.5					4745			27.06	1028						
	25.5					6164	P38		30.6	1178					3500	4174
5	7.5	6 9 12	A5	0.8/5	500	2218	P24	7.75	28.2	788	410	665	940	100	2000	2674
	10.5					2571			29.76							
	13.5					3245			31.8	908						
	16.5					3978			33.84	978					2500	3174
	19.5					4633		8.15	35.62	1138	310				3000	3674
	22.5					6280			39.78	1258						
	25.5					7201	P38		42.62	1288					3500	4174
10	7.5	6 9 12	A5	0.8/5	640	2696	P38	12.1	51.85	908	465	675	1020	100	2000	2674
	10.5					3200			54.44							
	13.5					4091		12.8	57.7	1008						
	16.5					5307			60.83	1208	365				2500	3174
	19.5					6466			64	1308					3000	3674
	22.5					7694			67.26	1358						
	25.5					9309	P43		71.36	1482	345	695		120	3500	4174
12.5	7.5	6 9 12	A5	0.66/4	740	3545	P38	12.8	65.8	1025	515	695	1050	120	2000	2674
	10.5					4201			69.13							
	13.5					5285	P43		72.74	1008						
	16.5					7120		13.6	77.76	1208	415	715			2500	3174
	19.5					8359			81.24	1308	405				3000	3674
	22.5					9905			85.35	1358						
	25.5					12086			90.94	1482					3500	4174

产品概述：

LX型电动悬挂起重机与CD_1、MD_1型电动葫芦配套使用，成为一种有轨运行的轻小型起重机。用于机械、装配及仓库等场所。本产品为地面操作。工作环境温度-20℃~40℃，禁止在易燃、易爆及腐蚀性强的介质环境中工作。

Product Introduction:

LX model single Beam Suspension motor crane and CD_1、MD_1 model electric hoist are used together as a complete set . It is a light duty track traveling crane with trajectory which applies to and used at machinery assembling sites and warehouses. this product adopt s ground controlling and works at a temperature of-20℃ to 40℃. It is prohibited to use the equipment at combustible , explosive or corrosive environment.

起升重量 lifting capacity				0.5、1、2、3、5、10
跨度 span (m)				3~22.5
起重机运行机构 Crane travelling mechanism	运行速度traveling speed			20 m/min
	电动机 motor	0.5~3t	3~22.5m	ZDY12-4/0.4kW×2 n=1380转/分
		5t	3~16m	
		5t	16~22.5m	ZDY21-4/0.8kW×2 n=1380转/分
		10t	3~22.5m	
起升机构 Lifting mechanism	电动葫芦 Electric hoist	类型model		CD_1/MD_1
		起升速度 lifting speed	0.5~5t	8/0.8/8
			10t	7/0.7/7
		起升高度 lifting height (m)		6/9/12/18/24/30
	运行机构 travelling mechanism	运行速度travelling speed		20/30 m/min
		电动机motor		锥形转子电机Taper type Rotor motor
工作制度 working system				中级 intermediate Fc=25%
电源power				三相交流 three—phase AC380V 50Hz

吨位，跨度	车轮直径	适应轨道面
0.5~3t，3~22.5m；5t，3~16m	φ134	120a ~ 132c
5t，16~22.5m；10t，3~16m	φ154	132b ~ 145c
10t，16~22.5m	φ154	140b ~ 163c

LX型电动单梁悬挂起重机
LX Model Single Beam Suspension Crane

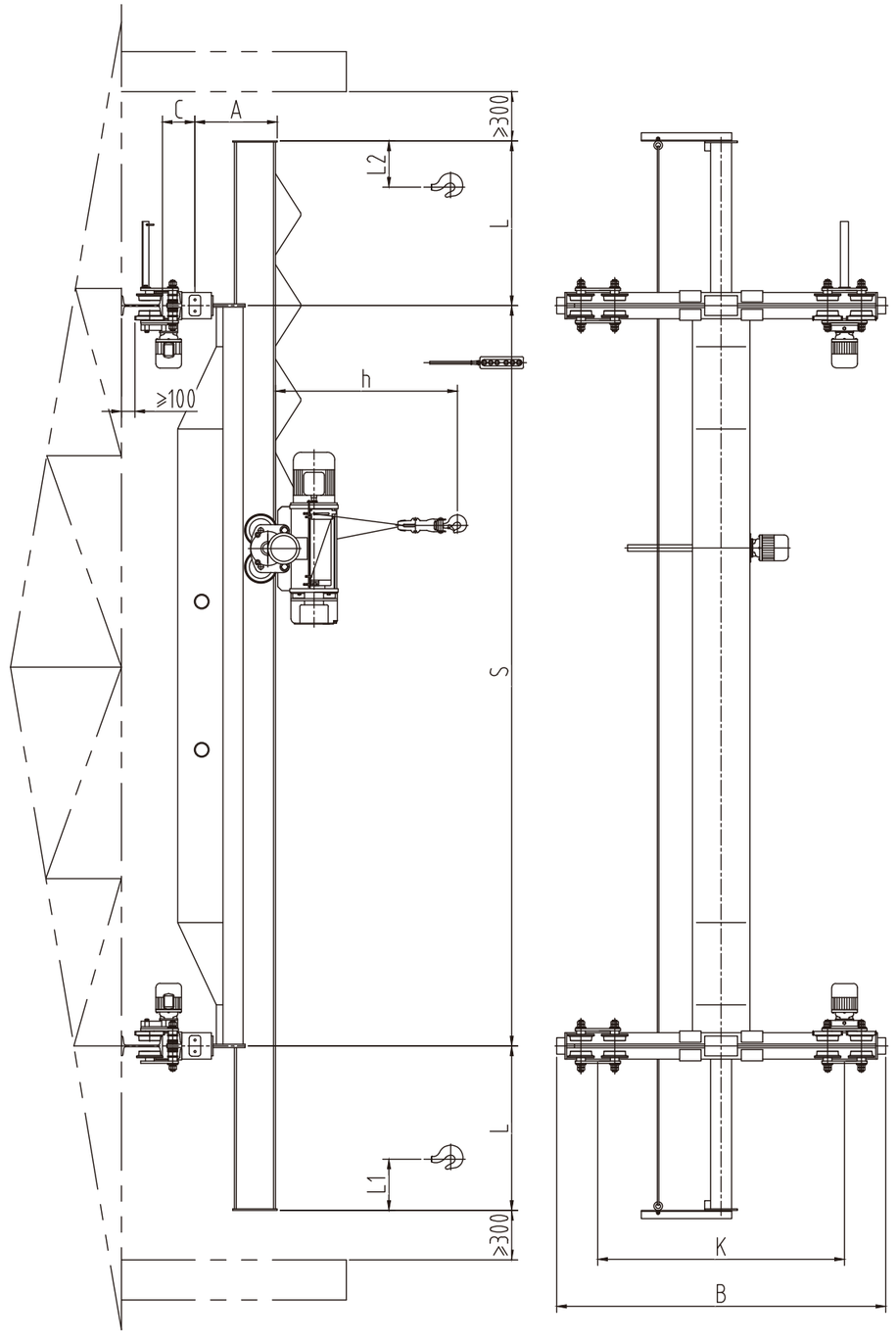

LX型电动单梁悬挂起重机
LX Model Single Beam Suspension Crane

起重量 Rated load	0.5t																			
跨度（m） Span	3	3.5	4	4.5	5	5.5	6	6.5	7	7.5	8	8.5	9	9.5	10	10.5	11	11.5	12	12.5
起重机总重（kg） Total weight	1019	1060	1103	1144	1187	1228	1271	1312	1355	1396	1439	1540	1583	1624	1668	1708	1752	1792	1832	1876
最大轮压(kN) Max wheel load	6.26	6.28	6.33	6.38	6.45	6.52	6.61	6.69	6.78	6.86	6.95	7.19	7.29	7.38	7.48	7.58	7.68	7.77	7.86	7.97
最小轮压(kN) Min wheel load	2.55	2.65	2.76	2.86	2.97	3.07	3.18	3.28	3.39	3.49	3.60	3.85	3.96	4.06	4.17	4.27	4.38	4.48	4.58	4.69
h(mm)	起升高度不大于9米时，h=830mm；起升高度大于9米时h=947mm； Whe lifting height is less than 9m, h=830mm； Whe lifting height is more than 9m,h=947mm；																			
A(mm)	435																			
C(mm)	～208																			
L1(mm)	370																			
L2(mm)	223																			
B(mm)	1500											2000								2500
K(mm)	1000											1500								2000
L(mm)	750											1000								

起重量 Rated load	0.5t																			
跨度（m） Span	13	13.5	14	14.5	15	15.5	16	16.5	17	17.5	18	18.5	19	19.5	20	20.5	21	21.5	22	22.5
起重机总重（kg） Total weight	1916	1960	2000	2084	2124	2168	2208	2252	2292	2336	2376	2420	2460	2504	2745	2793	2839	2885	2929	2976
最大轮压(kN) Max wheel load	8.06	8.17	8.26	8.47	8.57	8.67	8.77	8.87	8.97	9.08	9.18	9.28	9.38	9.49	10.09	10.21	10.31	10.43	10.54	10.66
最小轮压(kN) Min wheel load	4.79	4.90	5.00	5.21	5.31	5.42	5.52	5.63	5.73	5.84	8.94	6.05	6.15	6.26	6.86	6.98	7.09	7.21	7.32	7.44
h(mm)	起升高度不大于9米时，h=830mm；起升高度大于9米时h=947mm； Whe lifting height is less than 9m, h=830mm； Whe lifting height is more than 9m,h=947mm；																			
A(mm)	435														455					
C(mm)	～208																			
L1(mm)	370																			
L2(mm)	223																			
B(mm)	2500							3000							3500					
K(mm)	2000							2500							3000					
L(mm)	1000																			

LX型电动单梁悬挂起重机
LX Model Single Beam Suspension Crane

起重量 Rated load	1t																			
跨度（m） Span	3	3.5	4	4.5	5	5.5	6	6.5	7	7.5	8	8.5	9	9.5	10	10.5	11	11.5	12	12.5
起重机总重（kg） Total weight	1034	1075	1118	1159	1202	1243	1286	1327	1370	1411	1454	1555	1598	1639	1683	1723	1767	1807	1847	1891
最大轮压(kN) Max wheel load	9.57	9.52	9.52	9.53	9.57	9.61	9.67	9.74	9.81	9.88	9.96	10.19	10.28	10.36	10.46	10.54	10.64	10.73	10.82	10.91
最小轮压(kN) Min wheel load	2.58	2.69	2.89	2.90	3.01	3.11	3.22	3.32	3.43	3.53	3.64	3.89	4.00	4.10	4.21	4.31	4.42	4.52	4.62	4.73
h(mm)	起升高度不大于9米时，h=847mm；起升高度大于9米时h=947mm； Whe lifting height is less than 9m, h=847mm； Whe lifting height is more than 9m,h=947mm；																			
A(mm)	435																			
C(mm)	～208																			
L1(mm)	310																			
L2(mm)	130																			
B(mm)	1500											2000								2500
K(mm)	1000											1500								2000
L(mm)	750											1000								

起重量 Rated load	1t																			
跨度（m） Span	13	13.5	14	14.5	15	15.5	16	16.5	17	17.5	18	18.5	19	19.5	20	20.5	21	21.5	22	22.5
起重机总重（kg） Total weight	1931	1975	2015	2217	2261	2309	2353	2401	2445	2633	2680	2732	2779	2831	3111	3167	3219	3275	3327	3383
最大轮压(kN) Max wheel load	11.01	11.10	11.20	11.70	11.80	11.91	12.01	12.13	12.23	12.70	12.81	12.93	13.05	13.17	13.87	14.01	14.13	14.27	14.40	14.53
最小轮压(kN) Min wheel load	4.83	4.94	5.04	5.54	5.65	5.77	5.88	6.00	6.11	6.58	6.70	6.83	6.95	7.08	7.78	7.92	8.05	8.19	8.32	8.46
h(mm)	起升高度不大于9米时，h=847mm；起升高度大于9米时h=947mm； Whe lifting height is less than 9m, h=830mm； Whe lifting height is more than 9m,h=947mm；																			
A(mm)	435				455					480					535					
C(mm)	～208																			
L1(mm)	310																			
L2(mm)	130																			
B(mm)	2500							3000							3500					
K(mm)	2000							2500							3000					
L(mm)	1000																			

LX型电动单梁悬挂起重机
LX Model Single Beam Suspension Crane

起重量 Rated load	2t																		
跨度（m） Span	3	3.5	4	4.5	5	5.5	6	6.5	7	7.5	8	8.5	9	9.5	10	10.5	11	11.5	12	12.5
起重机总重（kg） Total weight	1121	1162	1205	1246	1289	1330	1373	1414	1457	1498	1541	1642	1685	1726	1770	1810	1854	2085	2133	2184
最大轮压(kN) Max wheel load	16.54	16.35	16.24	16.17	16.15	16.14	16.15	16.17	16.22	16.26	16.32	16.52	16.59	16.66	16.73	16.81	16.89	17.44	17.54	17.65
最小轮压(kN) Min wheel load	2.08	2.9	3.01	3.11	3.22	3.32	3.43	3.53	3.64	3.74	3.85	4.11	4.21	4.32	4.42	4.53	4.63	5.21	5.33	5.46
h(mm)	起升高度不大于9米时，h=1020mm；起升高度大于9米时h=1130mm； Whe lifting height is less than 9m, h=1020mm； Whe lifting height is more than 9m,h=1130mm；																			
A(mm)	435																	480		
C(mm)	~208																			
L1(mm)	290																			
L2(mm)	170																			
B(mm)	1500											2000								2500
K(mm)	1000											1500								2000
L(mm)	750											1000								

起重量 Rated load	2t																		
跨度（m） Span	13	13.5	14	14.5	15	15.5	16	16.5	17	17.5	18	18.5	19	19.5	20	20.5	21	21.5	22	22.5
起重机总重（kg） Total weight	2232	2283	2331	2567	2619	2675	2727	2783	2835	3069	3125	3186	3242	3303	3585	3650	3711	3777	3837	3903
最大轮压(kN) Max wheel load	17.75	17.86	17.96	18.54	18.85	18.78	18.90	19.03	19.14	19.72	19.85	19.99	20.12	20.27	20.97	21.12	21.27	21.42	21.57	21.73
最小轮压(kN) Min wheel load	5.58	5.71	5.83	6.42	6.55	6.69	6.82	6.96	7.09	7.67	7.81	7.97	8.11	8.26	8.96	9.13	9.28	9.44	9.59	9.76
h(mm)	起升高度不大于9米时，h=1020mm；起升高度大于9米时h=1130mm； Whe lifting height is less than 9m, h=1020mm； Whe lifting height is more than 9m,h=1130mm；																			
A(mm)	480			535						555					590					
C(mm)	~208																			
L1(mm)	290																			
L2(mm)	170																			
B(mm)	2500							3000							3500					
K(mm)	2000							2500							3000					
L(mm)	1000																			

LX型电动单梁悬挂起重机
LX Model Single Beam Suspension Crane

起重量 Rated load	3t																		
跨度（m） Span	3	3.5	4	4.5	5	5.5	6	6.5	7	7.5	8	8.5	9	9.5	10	10.5	11	11.5	12	12.5
起重机总重（kg） Total weight	1245	1292	1342	1389	1439	1486	1536	1583	1633	1680	1730	1840	1890	1937	1987	2034	2084	2271	2323	2379
最大轮压(kN) Max wheel load	23.54	23.22	23.02	22.89	22.81	22.76	22.75	22.75	22.78	22.81	22.86	23.07	23.90	23.20	23.28	23.35	23.44	23.87	23.96	24.07
最小轮压(kN) Min wheel load	3.11	3.23	3.35	3.47	3.60	3.71	3.84	3.96	4.08	4.20	4.33	4.60	4.72	4.84	23.28	23.35	23.44	5.68	5.81	5.95
h(mm)	起升高度不大于9米时，h=1134mm；起升高度大于9米时h=1240mm； Whe lifting height is less than 9m, h=1134mm； Whe lifting height is more than 9m,h=1240mm；																			
A(mm)	455																	535		
C(mm)	~208																			
L1(mm)	290																			
L2(mm)	170																			
B(mm)	1500											2000								2500
K(mm)	1000											1500								2000
L(mm)	750											1000								

起重量 Rated load	3t																		
跨度（m） Span	13	13.5	14	14.5	15	15.5	16	16.5	17	17.5	18	18.5	19	19.5	20	20.5	21	21.5	22	22.5
起重机总重（kg） Total weight	2431	2487	2539	2784	2840	2902	2958	3019	3075	3300	3361	3426	3487	3552	3704	3766	3835	3897	3967	4028
最大轮压(kN) Max wheel load	24.18	24.29	24.40	24.99	25.11	25.24	25.36	25.50	25.62	26.17	26.31	26.46	26.59	26.75	27.11	27.26	27.42	27.56	27.73	27.87
最小轮压(kN) Min wheel load	6.08	6.22	6.35	6.96	7.10	7.25	7.40	7.55	7.69	8.25	8.40	8.57	8.72	8.88	9.26	9.41	9.59	9.74	9.92	10.07
h(mm)	起升高度不大于9米时，h=1134mm；起升高度大于9米时h=1240mm； Whe lifting height is less than 9m, h=1134mm； Whe lifting height is more than 9m,h=1240mm；																			
A(mm)	535			555						590					590					
C(mm)	~208																			
L1(mm)	290																			
L2(mm)	170																			
B(mm)	2500							3000							3500					
K(mm)	2000							2500							3000					
L(mm)	1000																			

LX型电动单梁悬挂起重机
LX Model Single Beam Suspension Crane

起重量 Rated load	5t																		
跨度（m） Span	3	3.5	4	4.5	5	5.5	6	6.5	7	7.5	8	8.5	9	9.5	10	10.5	11	11.5	12	12.5
起重机总重（kg） Total weight	1541	1599	1661	1719	1780	1838	1900	1958	2019	2077	2139	2271	2333	2391	2452	2510	2572	2817	2883	2996
最大轮压(kN) Max wheel load	37.91	37.33	36.95	36.67	36.49	36.36	36.28	36.23	36.22	36.22	36.25	37.18	37.20	37.22	37.26	37.30	37.37	37.90	37.98	38.20
最小轮压(kN) Min wheel load	3.85	4.00	4.15	4.30	4.45	4.60	4.75	4.89	5.05	5.19	5.35	5.68	5.83	5.98	6.13	6.28	6.43	7.04	7.21	7.49
h(mm)	起升高度不大于9米时，h＝1320mm；起升高度大于9米时h＝1383mm； Whe lifting height is less than 9m, h＝1320mm； Whe lifting height is more than 9m,h＝1383mm；																			
A(mm)	485											535						590		
C(mm)	~208																			
L1(mm)	360																			
L2(mm)	150																			
B(mm)	1500											2000								2500
K(mm)	1000											1500								2000
L(mm)	750											1000								
起重量 Rated load	5t																			
跨度（m） Span	13	13.5	14	14.5	15	15.5	16	16.5	17	17.5	18	18.5	19	19.5	20	20.5	21	21.5	22	22.5
起重机总重（kg） Total weight	3062	3134	3201	3537	3603	3675	3751	3878	3947	4429	4520	4600	4690	4771	5056	5139	5233	5316	5410	5493
最大轮压(kN) Max wheel load	38.30	38.42	38.53	39.31	39.43	39.57	39.69	39.99	40.13	41.29	41.49	41.66	41.85	42.03	42.71	42.89	43.10	43.29	43.50	43.69
最小轮压(kN) Min wheel load	7.65	7.84	8.00	8.84	9.04	9.19	9.35	9.70	9.87	11.07	11.30	11.50	11.73	11.93	12.64	12.85	13.08	13.29	13.53	14.73
h(mm)	起升高度不大于9米时，h＝1320mm；起升高度大于9米时h＝1383mm； Whe lifting height is less than 9m, h＝1320mm； Whe lifting height is more than 9m,h＝1383mm；																			
A(mm)	590									610					640					
C(mm)	~208									~240										
L1(mm)	360																			
L2(mm)	150																			
B(mm)	2500									3000					3500					
K(mm)	2000									2500					3000					
L(mm)	1000																			

LX型电动单梁悬挂起重机
LX Model Single Beam Suspension Crane

起重量 Rated load	10t																		
跨度（m） Span	3	3.5	4	4.5	5	5.5	6	6.5	7	7.5	8	8.5	9	9.5	10	10.5	11	11.5	12	12.5
起重机总重（kg） Total weight	2314	2372	2434	2492	2554	2612	2673	2731	2793	2851	2913	3189	3259	3336	3405	3482	3551	3898	3989	4170
最大轮压(kN) Max wheel load	63.94	64.08	64.24	64.38	64.54	64.68	64.84	64.98	64.14	65.28	65.44	69.85	69.82	69.84	69.85	69.90	69.95	70.54	70.66	71.01
最小轮压(kN) Min wheel load	5.79	5.93	6.08	6.23	6.38	6.53	6.68	6.83	6.98	7.13	7.28	8.12	8.29	8.45	8.66	8.86	9.03	9.75	9.97	10.43
h(mm)	1670																			
A(mm)	555											590						650		
C(mm)	~240																			
L1(mm)	500																			
L2(mm)	500																			
B(mm)	1500											2000								2500
K(mm)	1000											1500								2000
L(mm)	750											1000								
起重量 Rated load	10t																			
跨度（m） Span	13	13.5	14	14.5	15	15.5	16	16.5	17	17.5	18	18.5	19	19.5	20	20.5	21	21.5	22	22.5
起重机总重（kg） Total weight	4262	4342	4433	4581	4675	4758	4852	5161	5255	5753	5856	5945	6048	6136	6975	7080	7200	7306	7427	7592
最大轮压(kN) Max wheel load	71.14	71.26	71.40	71.70	71.87	72.01	72.18	72.90	73.08	74.27	74.48	74.66	74.87	75.05	77.10	77.33	77.60	77.83	78.10	78.33
最小轮压(kN) Min wheel load	10.65	10.86	11.08	11.45	11.69	11.89	12.13	12.90	13.14	14.38	14.64	14.86	15.12	15.34	17.45	17.70	18.00	18.2	18.57	18.83
h(mm)	1670																			
A(mm)	650			660						710					715					
C(mm)	~240									~335										
L1(mm)	500																			
L2(mm)	500																			
B(mm)	2500									3000					3500					
K(mm)	2000									2500					3000					
L(mm)	1000																			

备注：L1，L2的尺寸均为h=6m的葫芦的左右极限尺寸，其他起升高度的左右极限尺寸请咨询。

Remark：L1, L2 is left limit dimension and right limit dimension of electric hoist with lifting height 6m and consult technicians for left limit dimension and right limit dimension of other lifting height.

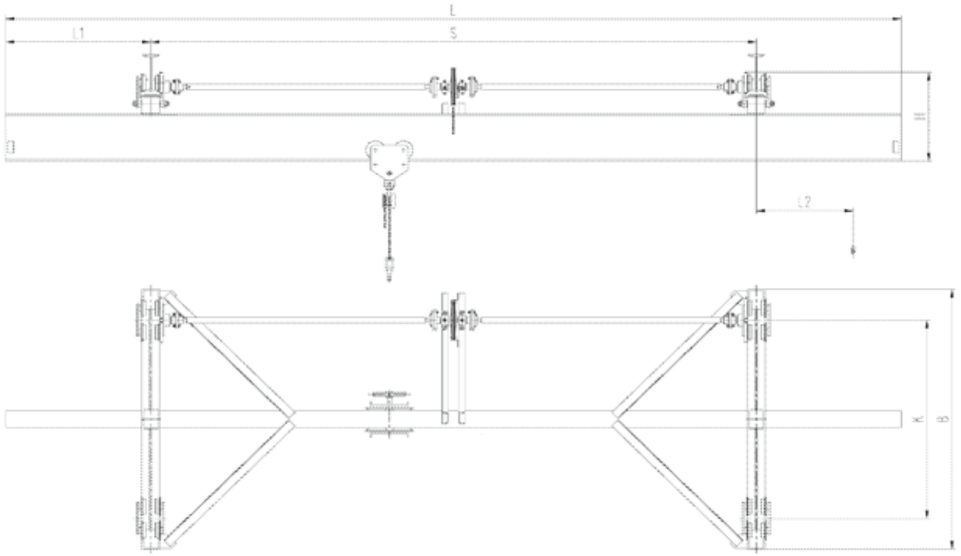

起重量（吨）Lifting capacity (t)	0.5				1				2				3				5			
跨度（米）Span(m)	3～5	6～8	9～10	11～12	3～5	6～8	9～10	11～12	3～5	6～8	9～10	11～12	3～5	6～8	9～10	11～12	3～5	6～8	9～10	11～12
起升高度（米）Lifting height(m)	2.5～10				2.5～10				3～10				3～10				3～10			
轨道型号 Type of track	I25a～I32c																			
配套小车型号 Type of matched crab	SDX 0.5t				SDX 1t				SDX 2t				SDX 3t				SDX 5t			
配套葫芦型号 Type of matched hoist	HS 0.5t				HS 1t				HS 2t				HS 3t				HS 5t			

SLX型手动单梁悬挂起重机
SLX Model Manual Operational Single Beam Suspension Crane

起重量 Lifting capacity (t)	跨度S Span (m)	起重机总重 Crane total weight (kg)	最大轮压 Max. wheel load (kg)	基本尺寸 Basic dimensions (mm)						牵拉力 Drawing capacity		
				K	B	H	L1	L2	L	起重 (kg) Weight	大车(kg) Trolley	小车(kg) Crab
0.5	3	530	3.87	1000	1520	480	1000	805	5000	19.5	6	3
	4	563	3.92	1000	1520	480	1000	805	6000			
	5	597	3.98	1000	1520	480	1000	805	7000			
	6	734	4.4	1200	1720	540	1200	1005	8400			
	7	776	4.49	1200	1720	540	1200	1005	9400			
	8	818	4.57	1200	1720	540	1200	1005	10400			
	9	917	4.98	1500	2020	560	1400	1205	11800			
	10	958	5.01	1500	2020	560	1400	1205	12800			
	11	1093	5.42	1700	2220	590	1400	1205	13800			
	12	1141	5.53	1700	2220	590	1400	1205	14800			
1	3	530	6.39	1000	1520	500	1000	852	5000	21	9	5
	4	563	6.45	1000	1520	500	1000	852	6000			
	5	597	6.51	1000	1520	500	1000	852	7000			
	6	734	6.98	1200	1720	560	1200	1052	8400			
	7	776	7.08	1200	1720	560	1200	1052	9400			
	8	818	7.18	1200	1720	560	1200	1052	10400			
	9	1051	7.79	1500	2020	620	1400	1252	11800			
	10	1104	7.92	1500	2020	620	1400	1252	12800			
	11	1406	8.67	1700	2220	640	1400	1252	13800			
	12	1477	8.83	1700	2220	640	1400	1252	14800			
2	3	598	11.63	1000	1530	560	800	560	4600	32.5	12	11
	4	640	11.71	1000	1530	560	800	560	5600			
	5	682	11.8	1000	1530	560	800	560	6600			
	6	848	12.3	1200	1730	640	1000	760	8000			
	7	902	12.43	1200	1730	640	1000	760	9000			
	8	955	12.55	1200	1730	640	1000	760	10000			
	9	1265	13.35	1500	2030	660	1200	960	11400			
	10	1335	13.52	1500	2030	660	1200	960	12400			
	11	1548	14.04	1700	2230	760	1200	960	13400			
	12	1628	14.23	1700	2230	760	1200	960	14400			
3	3	584	16.63	1000	1530	580	600	340	4200	34.5	15	15
	4	625	16.73	1000	1530	580	600	340	5200			
	5	667	16.83	1000	1530	580	600	340	6200			
	6	957	17.54	1200	1730	660	800	540	7600			
	7	1028	17.71	1200	1730	660	800	540	8600			
	8	1097	17.88	1200	1730	660	800	540	9600			
	9	1340	18.51	1500	2030	760	1000	740	11000			
	10	1419	18.7	1500	2030	760	1000	740	12000			
	11	1695	19.38	1700	2230	810	1000	740	13000			
	12	1788	19.6	1700	2230	810	1000	740	14000			
5	3	702	27.3	1000	1530	766	600	360	4200	37.5	20	20
	4	772	27.4	1000	1530	766	600	360	5200			
	5	842	27.6	1000	1530	766	600	360	6200			
	6	1029	28.1	1200	1730	866	800	560	7600			
	7	1109	28.3	1200	1730	866	800	560	8600			
	8	1188	28.5	1200	1730	866	800	560	9600			
	9	1497	29.2	1500	2030	916	1000	760	1100			
	10	1590	29.5	1500	2030	916	1000	760	1200			
	11	2064	30.6	1700	2230	1026	1000	760	1300			
	12	2186	30.9	1700	2230	1026	1000	760	1400			

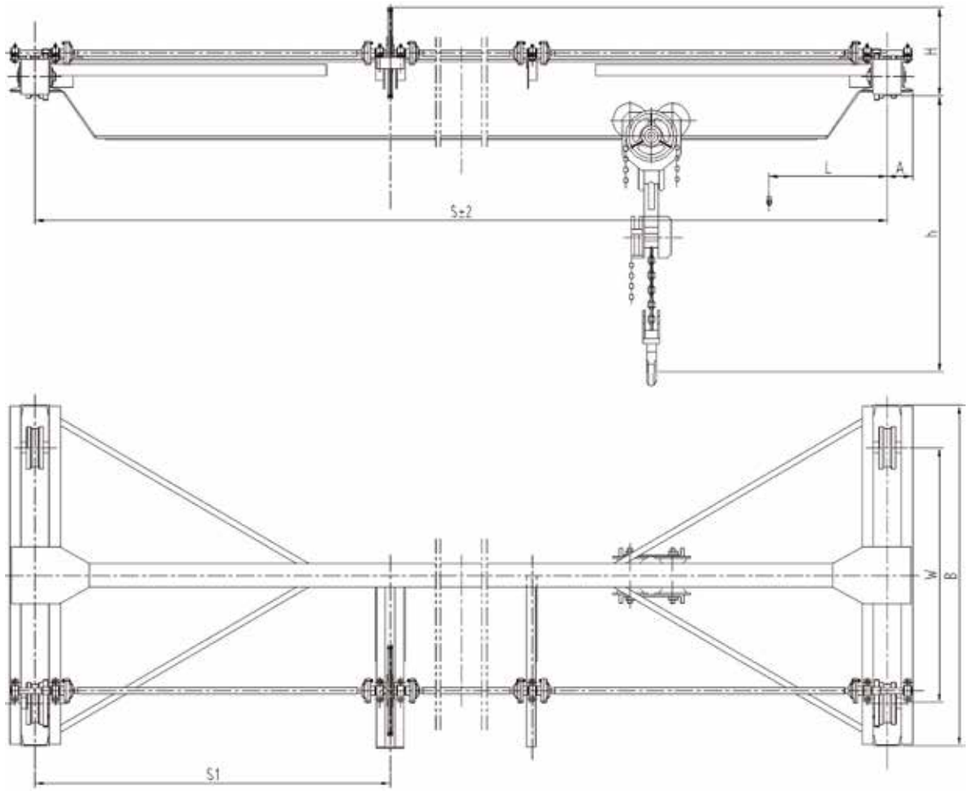

起重量(t)		1	2	3	5	10
手拉力 (N)	起升	210	325	345	375	400
	小车运行	60	100	140	200	250
	大车运行	70	105	140	145	170
运行速度 (m/min)	小车	5.3	5.9	4.7	4.7	4.2
	大车	5.0	5.0	5.0	5.0	5.0
车轮直径(mm)		φ270				
适用轨道面宽(mm)		37～51/60～70				
工作级别		A1				

SL型手动单梁起重机
SL Model Manual Operational Single Beam Crane

起重量 Lifting capacity (t)	跨度S(m) Span (m)	基本尺寸 Basic dimensions (mm)							重量(kg)	大车轮压 (kN)
		S1	W	B	H	h	L	A		
1t	5	2500	1200	1800	486	600	360	168	779	6.9
	6	3000							820	7.0
	7	3500							862	7.1
	8	4000				630	380		929	7.3
	9	4500							976	7.4
	10	3000							1029	7.5
	11	4000	1600	2200		660	395		1186	7.9
	12	4000							1244	8.1
	13	4500				680	420		1358	8.4
	14	4500							1484	8.7
2t	5	2500	1200	1800		770	400		788	11.9
	6	3000							835	12.1
	7	3500							882	12.2
	8	4000				800	415		1011	12.5
	9	4500							1068	12.7
	10	3000							1131	12.8
	11	4000	1600	2200		900	465		1462	13.6
	12	4000							1531	13.8
	13	4500							1619	14.0
	14	4500							1698	14.2
3t	5	2500	1200	1800		650	460		837	17.1
	6	3000							894	17.2
	7	3500							952	17.4
	8	4000				1050	510		1174	17.9
	9	4500							1253	18.1
	10	3000							1335	18.3
	11	4000	1600	2200					1462	18.6
	12	4000							1531	18.8
	13	4500				1100	540		1791	19.5
	14	4500							1883	19.7
5t	5	2500	1200	1800	552	1300	560		970	27.3
	6	3000							1049	27.5
	7	3500							1128	27.8
	8	4000							1207	28.0
	9	4500							1286	28.2
	10	3000				1350	585		1612	29.0
	11	4000	1600	2200					1701	29.2
	12	4000							1758	29.4
	13	4500				1460	625		2207	30.5
	14	4500							2327	30.8
10t	5	2500	1600	2200	642	1440	555	177	1109	52.8
	6	3000							1197	53.0
	7	3500				1490	585		1404	53.5
	8	4000							1513	53.8
	9	4500							1622	54.1
	10	3000				1600	615		2002	55.0
	11	4000							2133	55.4
	12	4000							2264	55.7
	13	4500				1600	650		2527	56.4
	14	4500							2669	56.7

注: 重量不含手拉葫芦及单轨小车重量，h值为估算值，随手拉葫芦型号变化有所变化。

Note: The weight does not contain chain block and monorail trolley weight, h estimated value changes according to chain block type.

产品概述：

1、LDZ电动单梁抓斗起重机与葫芦抓斗小车配套使用，起重量为2~10t.
2、用于抓取各类松散的物料。
3、起重量包含抓斗自重。

Product Introduction:

1. LDZ electric single-girder grab crane supporting by hoist grab car has 2 ~10 ton capacity.
2. The crane is used to grab all kinds of loose materia.
3. The lifting capacity include the weight of grab.

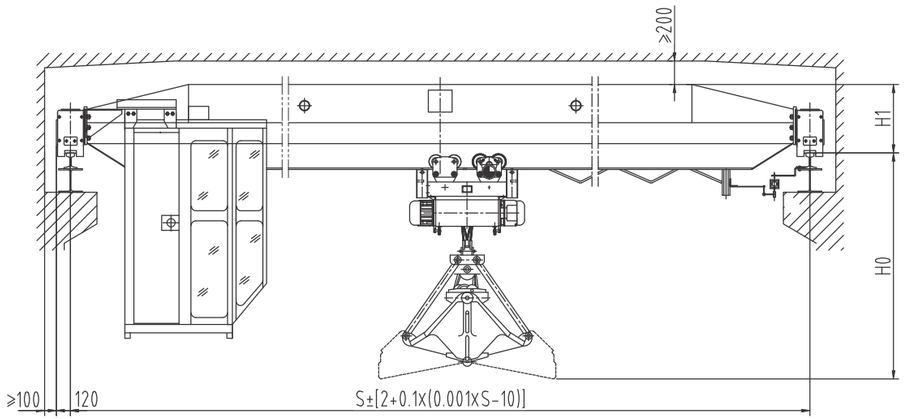

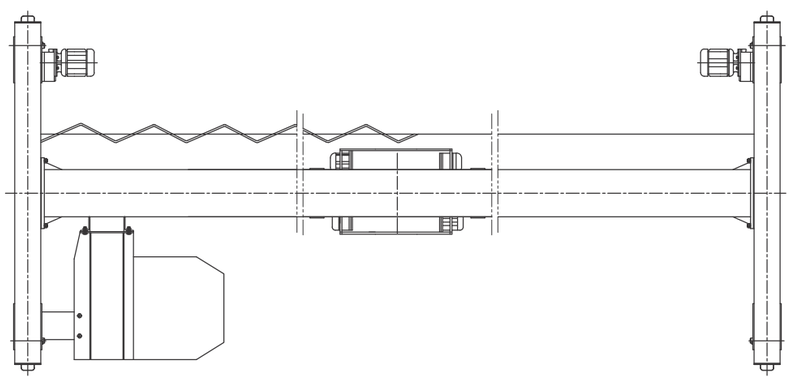

LDZ型电动抓斗起重机
LDZ Electric Single Girder Grab Crane

起重量（t）Lifting capacity			2							3									
起升高度（m）Lifting height			16							16									
起升速度(m/min) Lifting speed			16							16									
物料比重(t/m³) specific gravity			≤1							≤1									
工作制度 Working system			FC=25%、A4							FC=25%、A4									
运行速度 Travelli-ng speed	大车trolley		20/30（地操）；30/45（操纵室）							20/30（地操）；30/45（操纵室）									
	小车crab		20/30							20/30									
抓斗 Grab		型号	自重t		容积m3					型号	自重		容积						
		DZ12-1	1.12		0.5					DZ12-1	1.12		0.5						
电动机 Motor	用途 Use	型号	功率		转速					型号	功率		转速						
	起升 Hoisting	$ZD_1$31-4	3		1380					$ZD_1$32-4	4.5		1380						
	开闭 Open &close	$ZD_1$31-4	3		1380					$ZD_1$32-4	4.5		1380						
	大车运行 Trol-ley 地面 ground	ZDY(D)$_1$21-4	2×0.8		1380					ZDY(D)$_1$21-4/ ZDY(D)$_1$22-4	2×0.8/2×1.5		1380						
	大车运行 Trol-ley 操纵室 room	ZDR100-4D	2×1.5		1380					ZDR100-4D	2×1.5		1380						
	小车运行 Crab travel	$ZDY_1$12-4	2×0.4		1380					$ZDY_1$12-4	2×0.4		1380						
跨度 Span		4.5	7.5	10.5	13.5	16.5	19.5	22.5	25.5	28.5	4.5	7.5	10.5	13.5	16.5	19.5	22.5	25.5	28.5
起重机总重（t） Total weight	地面 ground	3.45	3.82	4.15	4.54	5.36	5.93	7.12	7.81	10.05	3.54	3.98	4.37	4.9	5.49	6.55	7.31	8.56	10.7
	操纵室 room	3.85	4.22	4.55	4.94	5.76	6.33	7.52	8.21	10.45	3.94	4.38	4.77	5.3	5.89	6.95	7.71	8.96	11.1
最大轮压（t） Max.wheel load	地面 ground	1.86	1.98	2.03	2.11	2.35	2.53	2.78	2.99	3.32	2.36	2.49	2.63	2.76	2.91	3.13	3.39	3.69	4.05
	操纵室 room	2.76	2.88	2.93	3.01	3.25	3.43	3.68	3.89	4.22	3.26	3.39	3.53	3.66	3.81	4.03	4.29	4.59	4.95
基本尺寸 Basic dimensions K/B	地面 ground	1500/2000			2000/2500	2500/3000		3000/3500	3500/4000	4000/4500	1500/2000			2000/2500	2500/3000		3000/3500	3500/4000	4000/4500
	操纵室 room	2500/3000						3000/3500	3500/4000	4000/4500	2500/3000						3000/3500	3500/4000	4000/4500
	H_0	~3300									~3320								
	H_1	530			580	660	725	835	880	940	580			660	725	835	880	940	1020

LDZ型电动抓斗起重机

LDZ Electric Single Girder Grab Crane

起重量（t）Lifting capacity			5						10										
起升高度（m）Lifting height			16						13										
起升速度(m/min) Lifting speed			16						14										
物料比重(t/m^3) specific gravity			≤1						≤1										
工作制度 Working system			FC=25%、A4						FC=25%、A4										
运行速度 Travelli-ng speed	大车trolley		20/30（地操）；30/45（操纵室）						20/30（地操）；30/45（操纵室）										
	小车crab		20/30						20/30										
抓斗 Grab			型号		自重t		容积m3		型号		自重		容积						
			DZ12-2		1.2		0.75		DZ12-3		1.45		1						
电动机 Mo-tor	用途 Use		型号		功率		转速		型号		功率		转速						
	起升 Hoisting		$ZD_1$41-4		7.5		1380		$ZD_1$51-4		13		1380						
	开闭 Open &close		$ZD_1$41-4		7.5		1380		$ZD_1$51-4		13		1380						
	大车运行 Trol-ley	地面 ground	ZDY(D)$_1$22-4/ ZDY(D)$_1$23-4		2×1.5/2×2.2		1380		ZDY(D)$_1$22-4/ ZDY(D)$_1$23-4		2×1.5/2×2.2		1380						
		操纵室 room	ZDR100-4D/ ZDR112L_1-4		2×1.5/2×2.1		1350		ZDR100-4D/ ZDR112L_1-4/ ZDR112L_2-4		2×1.5/ 2×2.1/ 2×3.0		1350						
	小车运行 Crab travel		ZDY$_1$21-4		2×0.8		1380		ZDY$_1$21-4		2×0.8		1380						
跨度 Span			4.5	7.5	10.5	13.5	16.5	19.5	22.5	25.5	28.5	4.5	7.5	10.5	13.5	16.5	19.5	22.5	25.5	28.5
起重机总重（t） Total weight	地面 ground		4.63	5.08	5.53	6.32	7.02	8.03	9.44	11.7	16	5.08	5.63	6.18	7.09	8.5	10.2	11.4	15.4	17.5
	操纵室 room		5.03	5.48	5.93	6.72	7.42	8.43	9.84	12.1	16.4	5.48	6.03	6.58	7.49	8.9	10.6	11.8	15.8	17.9
最大轮压（t） Max.wheel load	地面 ground		3.66	3.81	3.89	3.98	4.18	4.48	4.87	5.29	6.05	6.08	6.28	6.42	6.69	7.16	7.47	7.65	8.59	9.45
	操纵室 room		4.56	4.71	4.79	4.88	5.08	5.38	5.77	6.19	6.95	6.98	7.18	7.32	7.59	8.06	8.37	8.55	9.49	10.4
基本尺寸 Basic dimensions	K/B	地面 ground	1500/2000			2000/2500	2500/3000		3000/3500	3500/4000	4000/4500	2000/2500			2500/3000			3000/3500	3500/4000	4000/4500
		操纵室 room	2500/3000						3000/3500	3500/4000	4000/4700	3000/3500							3500/4200	4000/4700
	H_0		～3580									～4000								
	H_1		735			835	880	890	920	1065	1160	835			890	980	1065	1135	1200	1300

防爆梁式起重机

Explosion Proof Beam Crane

产品概述：

1、防爆梁式起重机包括LXB防爆电动单梁悬挂起重机、LB防爆电动单梁起重机及LHB防爆电动葫芦桥式起重机。
2、防标分别为Exd II BT4，Exd II CT4及DIPA21TA，T4.
3、工作级别为A3，工作环境为-20℃~40℃.

Product Introduction:

1.Explosion-proof girder crane include LXB Explosion-proof single girder suspension crane 、LB Explosion-proof single girder crane and LHB type Explosion-proof electric hoist double girder crane.
2.For each of the Explosion-proof sign is Exd II BT4、Exd II CT4、DIPA21TA、T4.
3.Working class M3, Work environment temperature-20~40℃.

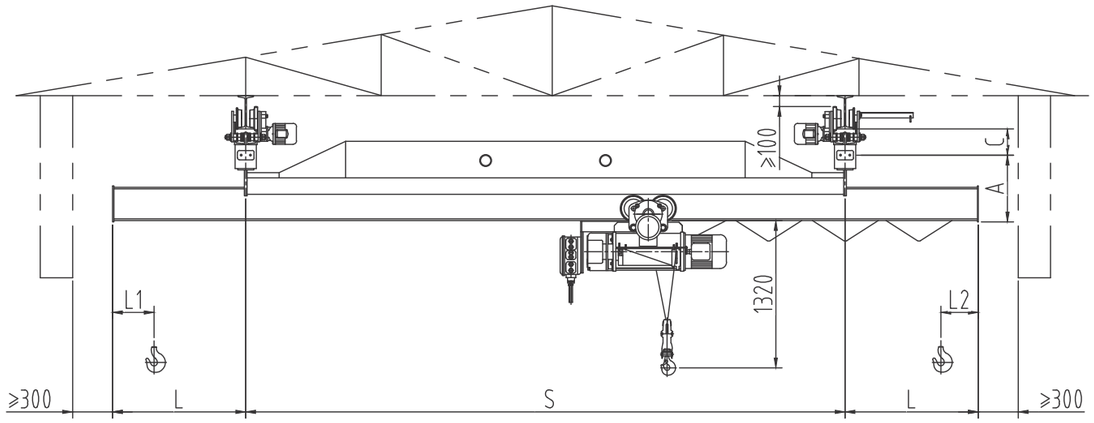

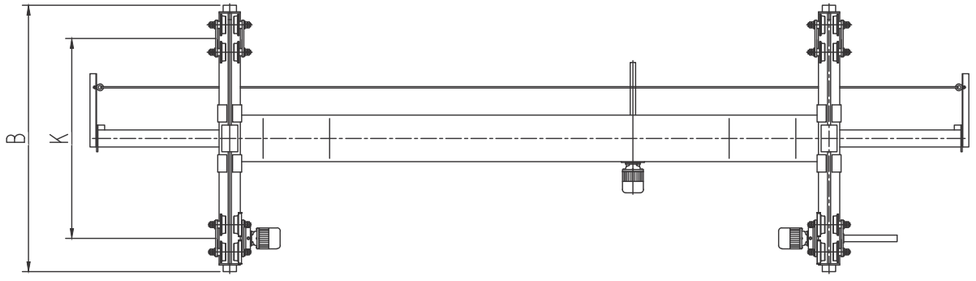

起重量 Cap			0.5~10
防爆标志 Explosion proof grade			ExdIIBT4/ExdIICT4
工作级别 Working class			A3
电源 Power source			3- Phase A.c. 380V 50HZ
起重机运行机构 Crane traveling mechanism	运行速度 traveling speed		20 m/min
	电动机 motor	0.5~3t	3~22.5m	BZDY12-4/0.4KWx2
		5t	3~16m	
		5t	16~22.5m	BZDY21-4/0.8KWx2
		10t	3~22.5m	

LXB型防爆电动单梁悬挂起重机
LXB Type Explosion Proof Electric Single Girder Suspension Crane

| 起重量 Rated load | | |

LXB型防爆电动单梁悬挂起重机
LXB Type Explosion Proof Electric Single Girder Suspension Crane

起重量 Rated load	1t																			
跨度（m） Span	3	3.5	4	4.5	5	5.5	6	6.5	7	7.5	8	8.5	9	9.5	10	10.5	11	11.5	12	12.5
起重机总重（kg） Total weight	1034	1075	1118	1159	1202	1243	1286	1327	1370	1411	1454	1555	1598	1639	1683	1723	1767	1807	1847	1891
最大轮压(kN) Max wheel load	9.57	9.52	9.52	9.53	9.57	9.61	9.67	9.74	9.81	9.88	9.96	10.19	10.28	10.36	10.46	10.54	10.64	10.73	10.82	10.91
最小轮压(kN) Min wheel load	2.58	2.69	2.89	2.90	3.01	3.11	3.22	3.32	3.43	3.53	3.64	3.89	4.00	4.10	4.21	4.31	4.42	4.52	4.62	4.73
h(mm)	起升高度不大于9米时，h=847mm；起升高度大于9米时h=947mm； Whe lifting height is less than 9m, h=847mm； Whe lifting height is more than 9m,h=947mm；																			
A(mm)	435																			
C(mm)	~208																			
L1(mm)	310																			
L2(mm)	130																			
B(mm)	1500											2000								2500
K(mm)	1000											1500								2000
L(mm)	750											1000								

起重量 Rated load	1t																			
跨度（m） Span	13	13.5	14	14.5	15	15.5	16	16.5	17	17.5	18	18.5	19	19.5	20	20.5	21	21.5	22	22.5
起重机总重（kg） Total weight	1931	1975	2015	2217	2261	2309	2353	2401	2445	2633	2680	2732	2779	2831	3111	3167	3219	3275	3327	3383
最大轮压(kN) Max wheel load	11.01	11.10	11.20	11.70	11.80	11.91	12.01	12.13	12.23	12.70	12.81	12.93	13.05	13.17	13.87	14.01	14.13	14.27	14.40	14.53
最小轮压(kN) Min wheel load	4.83	4.94	5.04	5.54	5.65	5.77	5.88	6.00	6.11	6.58	6.70	6.83	6.95	7.08	7.78	7.92	8.05	8.19	8.32	8.46
h(mm)	起升高度不大于9米时，h=847mm；起升高度大于9米时h=947mm； Whe lifting height is less than 9m, h=830mm； Whe lifting height is more than 9m,h=947mm；																			
A(mm)	435			455						480					535					
C(mm)	~208																			
L1(mm)	310																			
L2(mm)	130																			
B(mm)	2500							3000							3500					
K(mm)	2000							2500							3000					
L(mm)	1000																			

LXB型防爆电动单梁悬挂起重机
LXB Type Explosion Proof Electric Single Girder Suspension Crane

起重量 Rated load	2t																			
跨度（m） Span	3	3.5	4	4.5	5	5.5	6	6.5	7	7.5	8	8.5	9	9.5	10	10.5	11	11.5	12	12.5
起重机总重（kg） Total weight	1121	1162	1205	1246	1289	1330	1373	1414	1457	1498	1541	1642	1685	1726	1770	1810	1854	2085	2133	2184
最大轮压(kN) Max wheel load	16.54	16.35	16.24	16.17	16.15	16.14	16.15	16.17	16.22	16.26	16.32	16.52	16.59	16.66	16.73	16.81	16.89	17.44	17.54	17.65
最小轮压(kN) Min wheel load	2.08	2.9	3.01	3.11	3.22	3.32	3.43	3.53	3.64	3.74	3.85	4.11	4.21	4.32	4.42	4.53	4.63	5.21	5.33	5.46
h(mm)	起升高度不大于9米时，h=1020mm；起升高度大于9米时h=1130mm； Whe lifting height is less than 9m, h=1020mm； Whe lifting height is more than 9m,h=1130mm；																			
A(mm)	435																	480		
C(mm)	~208																			
L1(mm)	290																			
L2(mm)	170																			
B(mm)	1500											2000								2500
K(mm)	1000											1500								2000
L(mm)	750											1000								

起重量 Rated load	2t																			
跨度（m） Span	13	13.5	14	14.5	15	15.5	16	16.5	17	17.5	18	18.5	19	19.5	20	20.5	21	21.5	22	22.5
起重机总重（kg） Total weight	2232	2283	2331	2567	2619	2675	2727	2783	2835	3069	3125	3186	3242	3303	3585	3650	3711	3777	3837	3903
最大轮压(kN) Max wheel load	17.75	17.86	17.96	18.54	18.85	18.78	18.90	19.03	19.14	19.72	19.85	19.99	20.12	20.27	20.97	21.12	21.27	21.42	21.57	21.73
最小轮压(kN) Min wheel load	5.58	5.71	5.83	6.42	6.55	6.69	6.82	6.96	7.09	7.67	7.81	7.97	8.11	8.26	8.96	9.13	9.28	9.44	9.59	9.76
h(mm)	起升高度不大于9米时，h=1020mm；起升高度大于9米时h=1130mm； Whe lifting height is less than 9m, h=1020mm； Whe lifting height is more than 9m,h=1130mm；																			
A(mm)	480			535						555					590					
C(mm)	~208																			
L1(mm)	290																			
L2(mm)	170																			
B(mm)	2500							3000							3500					
K(mm)	2000							2500							3000					
L(mm)	1000																			

LXB型防爆电动单梁悬挂起重机
LXB Type Explosion Proof Electric Single Girder Suspension Crane

起重量 Rated load	3t																			
跨度（m） Span	3	3.5	4	4.5	5	5.5	6	6.5	7	7.5	8	8.5	9	9.5	10	10.5	11	11.5	12	12.5
起重机总重（kg） Total weight	1245	1292	1342	1389	1439	1486	1536	1583	1633	1680	1730	1840	1890	1937	1987	2034	2084	2271	2323	2379
最大轮压(kN) Max wheel load	23.54	23.22	23.02	22.89	22.81	22.76	22.75	22.75	22.78	22.81	22.86	23.07	23.90	23.20	23.28	23.35	23.44	23.87	23.96	24.07
最小轮压(kN) Min wheel load	3.11	3.23	3.35	3.47	3.60	3.71	3.84	3.96	4.08	4.20	4.33	4.60	4.72	4.84	23.28	23.35	23.44	5.68	5.81	5.95
h(mm)	起升高度不大于9米时，h=1134mm；起升高度大于9米时h=1240mm； Whe lifting height is less than 9m, h=1134mm； Whe lifting height is more than 9m,h=1240mm；																			
A(mm)	455																	535		
C(mm)	~208																			
L1(mm)	290																			
L2(mm)	170																			
B(mm)	1500											2000								2500
K(mm)	1000											1500								2000
L(mm)	750											1000								

起重量 Rated load	3t																			
跨度（m） Span	13	13.5	14	14.5	15	15.5	16	16.5	17	17.5	18	18.5	19	19.5	20	20.5	21	21.5	22	22.5
起重机总重（kg） Total weight	2431	2487	2539	2784	2840	2902	2958	3019	3075	3300	3361	3426	3487	3552	3704	3766	3835	3897	3967	4028
最大轮压(kN) Max wheel load	24.18	24.29	24.40	24.99	25.11	25.24	25.36	25.50	25.62	26.17	26.31	26.46	26.59	26.75	27.11	27.26	27.42	27.56	27.73	27.87
最小轮压(kN) Min wheel load	6.08	6.22	6.35	6.96	7.10	7.25	7.40	7.55	7.69	8.25	8.40	8.57	8.72	8.88	9.26	9.41	9.59	9.74	9.92	10.07
h(mm)	起升高度不大于9米时，h=1134mm；起升高度大于9米时h=1240mm； Whe lifting height is less than 9m, h=1134mm； Whe lifting height is more than 9m,h=1240mm；																			
A(mm)	535			555						590					590					
C(mm)	~208																			
L1(mm)	290																			
L2(mm)	170																			
B(mm)	2500							3000							3500					
K(mm)	2000							2500							3000					
L(mm)	1000																			

LXB型防爆电动单梁悬挂起重机
LXB Type Explosion Proof Electric Single Girder Suspension Crane

起重量 Rated load	5t																			
跨度（m） Span	3	3.5	4	4.5	5	5.5	6	6.5	7	7.5	8	8.5	9	9.5	10	10.5	11	11.5	12	12.5
起重机总重（kg） Total weight	1541	1599	1661	1719	1780	1838	1900	1958	2019	2077	2139	2271	2333	2391	2452	2510	2572	2817	2883	2996
最大轮压(kN) Max wheel load	37.91	37.33	36.95	36.67	36.49	36.36	36.28	36.23	36.22	36.22	36.25	37.18	37.20	37.22	37.26	37.30	37.37	37.90	37.98	38.20
最小轮压(kN) Min wheel load	3.85	4.00	4.15	4.30	4.45	4.60	4.75	4.89	5.05	5.19	5.35	5.68	5.83	5.98	6.13	6.28	6.43	7.04	7.21	7.49
h(mm)	起升高度不大于9米时，h=1320mm；起升高度大于9米时h=1383mm； Whe lifting height is less than 9m, h=1320mm； Whe lifting height is more than 9m,h=1383mm；																			
A(mm)	485											535						590		
C(mm)	~208																			
L1(mm)	360																			
L2(mm)	150																			
B(mm)	1500											2000								2500
K(mm)	1000											1500								2000
L(mm)	750											1000								

起重量 Rated load	5t																			
跨度（m） Span	13	13.5	14	14.5	15	15.5	16	16.5	17	17.5	18	18.5	19	19.5	20	20.5	21	21.5	22	22.5
起重机总重（kg） Total weight	3062	3134	3201	3537	3603	3675	3751	3878	3947	4429	4520	4600	4690	4771	5056	5139	5233	5316	5410	5493
最大轮压(kN) Max wheel load	38.30	38.42	38.53	39.31	39.43	39.57	39.69	39.99	40.13	41.29	41.49	41.66	41.85	42.03	42.71	42.89	43.10	43.29	43.50	43.69
最小轮压(kN) Min wheel load	7.65	7.84	8.00	8.84	9.04	9.19	9.35	9.70	9.87	11.07	11.30	11.50	11.73	11.93	12.64	12.85	13.08	13.29	13.53	14.73
h(mm)	起升高度不大于9米时，h=1320mm；起升高度大于9米时h=1383mm； Whe lifting height is less than 9m, h=1320mm； Whe lifting height is more than 9m,h=1383mm；																			
A(mm)	590									610					640					
C(mm)	~208									~240										
L1(mm)	360																			
L2(mm)	150																			
B(mm)	2500							3000							3500					
K(mm)	2000							2500							3000					
L(mm)	1000																			

LXB型防爆电动单梁悬挂起重机

LXB Type Explosion Proof Electric Single Girder Suspension Crane

起重量 Rated load																			
跨度（m） Span		3	3.5	4	4.5	5	5.5	6	6.5	7	7.5	8	8.5	9	9.5	10	10.5	11	11.5	12	12.5
起重机总重（kg） Total weight		3314	3372	3434	3492	3554	3612	3673	3731	3793	3851	3913	3189	3259	3326	3405	3482	3551	3808	3889	4170
最大轮压(kN) Max wheel load		62.94	64.08	64.24	64.38	64.54	64.68	64.84	64.98	64.14	65.28	65.44	69.85	69.82	69.84	69.85	69.90	69.95	70.54	70.66	71.01
最小轮压(kN) Min wheel load		5.79	5.83	6.08	6.23	6.38	6.53	6.68	6.83	6.98	7.13	7.28	8.12	8.29	8.45	8.66	8.86	9.03	9.75	9.97	10.43
h(mm)		1670																			
A(mm)		555																			
C'(mm)		~240																			
L1(mm)		500																			
L2(mm)		500																			
B(mm)		1500																			
K(mm)		1000																			
L(mm)		750																			
起重量 Rated load		10t																			
跨度（m） Span		13	13.5	14	14.5	15	15.5	16	16.5	17	17.5	18	18.5	19	19.5	20	20.5	21	21.5	22	22.5
起重机总重（kg） Total weight		4262	4342	4423	4581	4675	4758	4852	5161	5255	5733	5856	5945	6048	6136	6975	7080	7200	7306	7427	7582
最大轮压(kN) Max wheel load		71.14	71.36	71.40	71.70	71.87	72.01	72.18	72.90	73.08	74.37	74.48	74.66	74.87	75.05	77.10	77.33	77.60	77.83	78.10	78.33
最小轮压(kN) Min wheel load		10.65	10.86	11.08	11.45	11.69	11.89	12.13	12.90	13.14	14.38	14.64	14.86	15.12	15.34	17.45	17.70	18.00	18.2	18.57	18.83
h(mm)		1670																			
A(mm)		650	660																		
C'(mm)		~240														~335					
L1(mm)		500																			
L2(mm)		500																			
B(mm)		3000	2500																		
K(mm)		2000																			
L(mm)		1000																			

起重量 Rated load																			
跨度（m） Span		3	3.5	4	4.5	5	5.5	6	6.5	7	7.5	8	8.5	9	9.5	10	10.5	11	11.5	12	12.5
起重机总重（kg） Total weight		3314	3372	3434	3492	3554	3612	3673	3731	3793	3851	3913	3189	3259	3326	3405	3482	3551	3808	3889	4170
最大轮压(kN) Max wheel load		62.94	64.08	64.24	64.38	64.54	64.68	64.84	64.98	64.14	65.28	65.44	69.85	69.82	69.84	69.85	69.90	69.95	70.54	70.66	71.01
最小轮压(kN) Min wheel load		5.79	5.83	6.08	6.23	6.38	6.53	6.68	6.83	6.98	7.13	7.28	8.12	8.29	8.45	8.66	8.86	9.03	9.75	9.97	10.43
h(mm)		1670																			
A(mm)		555																			
C'(mm)		~240																			
L1(mm)		500																			
L2(mm)		500																			
B(mm)		1500														2000				2500	
K(mm)		1000														1500				2000	
L(mm)		750														1000					
起重量 Rated load		10t																			
跨度（m） Span		13	13.5	14	14.5	15	15.5	16	16.5	17	17.5	18	18.5	19	19.5	20	20.5	21	21.5	22	22.5
起重机总重（kg） Total weight		4262	4342	4423	4581	4675	4758	4852	5161	5255	5733	5856	5945	6048	6136	6975	7080	7200	7306	7427	7582
最大轮压(kN) Max wheel load		71.14	71.36	71.40	71.70	71.87	72.01	72.18	72.90	73.08	74.37	74.48	74.66	74.87	75.05	77.10	77.33	77.60	77.83	78.10	78.33
最小轮压(kN) Min wheel load		10.65	10.86	11.08	11.45	11.69	11.89	12.13	12.90	13.14	14.38	14.64	14.86	15.12	15.34	17.45	17.70	18.00	18.2	18.57	18.83
h(mm)		1670																			
A(mm)		650	660																		
C'(mm)		~240														~335					
L1(mm)		500																			
L2(mm)		500																			
B(mm)		3000	2500													3500					
K(mm)		2000														3000					
L(mm)		1000																			

备注：L1，L2的尺寸均为h=6m的葫芦的左右极限尺寸，其他起升高度的左右极限尺寸请咨询。

Remark：L1, L2 is left limit dimension and right limit dimension of electric hoist with lifting height 6m and consult technicians for left limit dimension and right limit dimension of other lifting height.

LB型防爆电动单梁起重机

LB Type Explosion Proof Electric Single Girder Crane

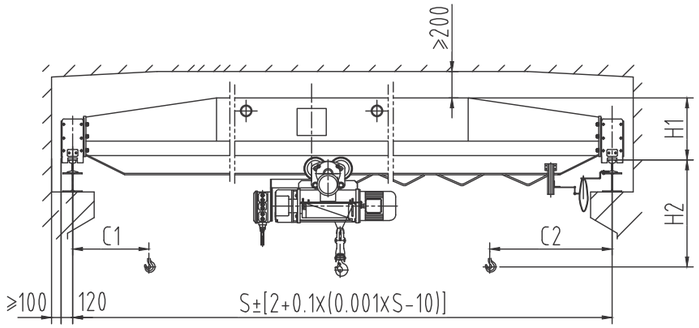

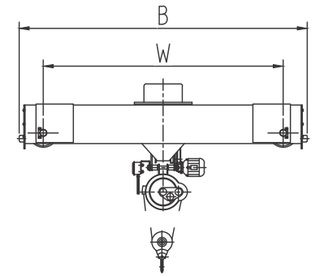

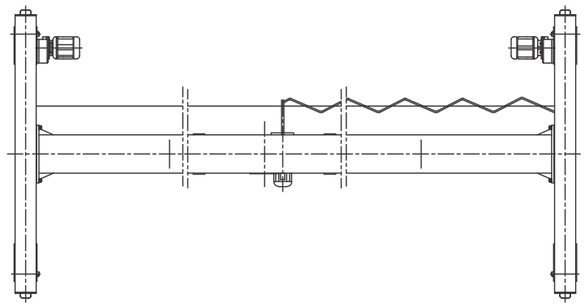

起重量 Cap		1~20
防爆标志 Explosion proof grade		ExdIIBT4/ExdIICT4
工作级别 Working system		A3
电源 Power source		3- Phase A.c. 380V 50HZ
起重机运行机构 Crane traveling mechanism	运行速度 traveling speed	20 m/min
	功率 Power	0.8KWx2 1.5KWx2 2.2KWx2
车轮直径 wheel diameter		ø250、ø270、ø400
荐用钢轨 Steel track		P18,P24,P30,P38,P43

起重量 Lifting capacity	跨度 Span	起重机总重 Crane total weight	最大轮压 Max.wheel load	最小轮压 Min.wheel load	基本尺寸（mm） Basic dimensions					
t	S(m)	(地面操作) G（t） Ground controlling	Rmax (kN)	Rmin (kN)	踏面至主梁顶 H1(mm) Wheel tread approach to top	踏面至吊钩中心 H2(mm) Wheel tread approach to center of hook	端梁轮距 W(mm) End carriage wheelbase	端梁总长 B(mm) Total length of end carriage	吊钩左极限 C1(mm) Hook approach to limit position on the left	吊钩右极限 C2(mm) Hook approach to limit position on the right
1	7.5	1.59	8.7	3.7	490	910	1500	2000	796	1274
	8	1.64	8.9	3.8						
	8.5	1.68	9	3.9						
	9	1.73	9.2	4						
	9.5	1.78	9.3	4.2						
	10	1.83	9.5	4.3						
	10.5	1.87	9.6	4.4						
	11	1.92	9.8	4.5						
	11.5	1.96	9.9	4.6	490	910	2000	2500	796	1274
	12	2.01	10	4.7						
	12.5	2.06	10.2	4.8						
	13	2.11	10.3	5						
	13.5	2.15	10.4	5.1						
	14	2.2	10.5	5.2						
	14.5	2.39	11	5.7	490	955	2000	2500	796	1274
	15	2.44	11.2	5.8						
	15.5	2.49	11.3	5.9						
	16	2.54	11.4	6			2500	3000		
	16.5	2.59	11.6	6.2						
	17	2.64	11.7	6.3						
	17.5	2.85	12.2	6.8	530	970	2500	3000	796	1274
	18	2.9	12.4	6.9						
	18.5	2.95	12.5	7.1						
	19	3.01	12.6	7.2						
	19.5	3.06	12.8	7.3						
	20	3.26	13.3	7.8	580	970	3000	3500	796	1274
	20.5	3.32	13.4	8						
	21	3.37	13.6	8.1						
	21.5	3.43	13.7	8.3						
	22	3.49	13.9	8.4						
	22.5	3.55	14	8.5						
	23	4.26	15.8	10.3	660	990	3500	4000	796	1274
	23.5	4.33	16	10.5						
	24	4.4	16.2	10.7						
	24.5	4.47	16.4	10.8						
	25	4.54	16.5	11						
	25.5	4.61	16.7	11.2						
	26	5.25	18.3	12.8	725	1005	4000	4500	796	1274
	26.5	5.33	18.5	13						
	27	5.41	18.7	13.2						
	27.5	5.5	18.9	13.4						
	28	5.57	19.1	13.6						
	28.5	5.66	19.4	13.8						

LB型防爆电动单梁起重机
LB Type Explosion Proof Electric Single Girder Crane

起重量 Lifting capacity	跨度 Span	起重机总重 Crane total weight	最大轮压 Max.wheel load	最小轮压 Min.wheel load	基本尺寸（mm） Basic dimensions					
t	S(m)	(地面操作) G（t） Ground controlling	Rmax (kN)	Rmin (kN)	踏面至主梁顶 H1(mm) Wheel tread approach to top	踏面至吊钩中心 H2(mm) Wheel tread approach to center of hook	端梁轮距 W(mm) End carriage wheelbase	端梁总长 B(mm) Total length of end carriage	吊钩左极限 C1(mm) Hook approach to limit position on the left	吊钩右极限 C2(mm) Hook approach to limit position on the right
2	7.5	1.68	13.6	3.7	490	1080	1500	2000	796	1274
	8	1.72	13.8	3.9						
	8.5	1.77	14	4						
	9	1.82	14.1	4.1						
	9.5	1.87	14.3	4.2						
	10	1.91	14.5	4.3						
	10.5	1.96	14.6	4.4						
	11	2.01	14.8	4.5						
	11.5	2.14	15.2	4.9	490	1125	2000	2500	796	1274
	12	2.19	15.3	5						
	12.5	2.24	15.5	5.1						
	13	2.29	15.6	5.2						
	13.5	2.34	15.8	5.3						
	14	2.39	15.9	5.5						
	14.5	2.67	16.7	6.2	580	1140	2000	2500	796	1274
	15	2.73	16.8	6.3						
	15.5	2.79	17	6.5						
	16	2.84	17.1	6.6			2500	3000		
	16.5	2.9	17.3	6.7						
	17	2.96	17.5	6.9						
	17.5	3.48	18.8	8.2	660	1160	2500	3000	796	1274
	18	3.55	19	8.4						
	18.5	3.62	19.2	8.5						
	19	3.69	19.3	8.7						
	19.5	3.76	19.5	8.9						
	20	4.03	20.2	9.5	725	1175	3000	3500	796	1274
	20.5	4.11	20.4	9.7						
	21	4.18	20.6	9.9						
	21.5	4.25	20.8	10.1						
	22	4.32	21	10.3						
	22.5	4.4	21.2	10.5						
	23	5.23	23.3	12.6	835	1165	3500	4000	796	1274
	23.5	5.33	23.5	12.8						
	24	5.41	23.7	13						
	24.5	5.5	24	13.2						
	25	5.58	24.2	13.4						
	25.5	5.68	24.4	13.7						
	26	6.35	26.1	15.3	880	1200	4000	4500	796	1274
	26.5	6.45	26.4	15.6						
	27	6.55	26.6	15.8						
	27.5	6.65	26.9	16.1						
	28	6.74	27.1	16.3						
	28.5	6.85	27.4	16.6						

起重量 Lifting capacity	跨度 Span	起重机总重 Crane total weight	最大轮压 Max.wheel load	最小轮压 Min.wheel load	基本尺寸（mm） Basic dimensions					
t	S(m)	(地面操作) G（t） Ground controlling	Rmax (kN)	Rmin (kN)	踏面至主梁顶 H1(mm) Wheel tread approach to top	踏面至吊钩中心 H2(mm) Wheel tread approach to center of hook	端梁轮距 W(mm) End carriage wheelbase	端梁总长 B(mm) Total length of end carriage	吊钩左极限 C1(mm) Hook approach to limit position on the left	吊钩右极限 C2(mm) Hook approach to limit position on the right
3	7.5	1.86	18.6	4.1	530	1270	1500	2000	819	1291
	8	1.91	18.9	4.2						
	8.5	1.97	19.1	4.3						
	9	2.03	19.3	4.5						
	9.5	2.08	19.5	4.6						
	10	2.13	19.7	4.7						
	10.5	2.19	19.9	4.9						
	11	2.24	20.1	5						
	11.5	2.35	20.5	5.3	580	1270	2000	2500	819	1291
	12	2.41	20.7	5.4						
	12.5	2.47	20.8	5.5						
	13	2.52	21	5.7						
	13.5	2.58	21.2	5.8						
	14	2.64	21.4	5.9						
	14.5	3.12	22.6	7.2	660	1290	2000	2500	819	1291
	15	3.19	22.8	7.3						
	15.5	3.26	23	7.5						
	16	3.33	23.2	7.7			2500	3000		
	16.5	3.4	23.4	7.9						
	17	3.47	23.6	8						
	17.5	3.68	24.2	8.5	725	1305	2500	3000	819	1291
	18	3.75	24.4	8.7						
	18.5	3.82	24.6	8.9						
	19	3.89	24.8	9.1						
	19.5	3.97	25	9.3						
	20	4.73	26.9	11.2	835	1295	3000	3500	819	1291
	20.5	4.82	27.1	11.4						
	21	4.9	27.4	11.6						
	21.5	5	27.6	11.8						
	22	5.08	27.8	12						
	22.5	5.17	28.1	12.2						
	23	5.49	28.9	13	880	1330	3500	4000	819	1291
	23.5	5.58	29.1	13.3						
	24	5.67	29.4	13.5						
	24.5	5.76	29.6	13.7						
	25	5.85	29.8	13.9						
	25.5	5.95	30.1	14.2						
	26	7.52	34	18.1	940	1370	4000	4500	819	1291
	26.5	7.64	34.3	18.4						
	27	7.74	34.6	18.7						
	27.5	7.87	34.9	19						
	28	7.97	35.2	19.2						
	28.5	8.1	35.5	19.5						

LB型防爆电动单梁起重机
LB Type Explosion Proof Electric Single Girder Crane

起重量 Lifting capacity	跨度 Span	起重机总重 Crane total weight	最大轮压 Max.wheel load	最小轮压 Min.wheel load	基本尺寸（mm） Basic dimensions					
t	S(m)	(地面操作) G（t） Ground controlling	Rmax (kN)	Rmin (kN)	踏面至主梁顶 H1(mm) Wheel tread approach to top	踏面至吊钩中心 H2(mm) Wheel tread approach to center of hook	端梁轮距 W(mm) End carriage wheelbase	端梁总长 B(mm) Total length of end carriage	吊钩左极限 C1(mm) Hook approach to limit position on the left	吊钩右极限 C2(mm) Hook approach to limit position on the right
5	7.5	2.22	28.7	4.6	580	1460	1500	2000	842	1310
	8	2.28	29.1	4.7						
	8.5	2.35	29.4	4.9						
	9	2.41	29.7	5						
	9.5	2.48	30	5.2						
	10	2.54	30.3	5.3						
	10.5	2.61	30.6	5.5						
	11	2.67	30.8	5.6						
	11.5	2.86	31.4	6.1	660	1460	2000	2500	842	1310
	12	2.93	31.6	6.3						
	12.5	3	31.9	6.4						
	13	3.07	32.1	6.6						
	13.5	3.14	32.4	6.8						
	14	3.21	32.6	6.9						
	14.5	3.43	33.2	7.5	725	1475	2000	2500	842	1310
	15	3.5	33.5	7.7						
	15.5	3.58	33.7	7.9						
	16	3.65	33.9	8			2500	3000		
	16.5	3.72	34.2	8.2						
	17	3.79	34.4	8.4						
	17.5	4.44	36	10	835	1465	2500	3000	842	1310
	18	4.52	36.3	10.2						
	18.5	4.61	36.5	10.4						
	19	4.69	36.8	10.6						
	19.5	4.79	37	10.8						
	20	5.09	37.8	11.6	880	1500	3000	3500	842	1310
	20.5	5.19	38.1	11.8						
	21	5.27	38.3	12						
	21.5	5.37	38.6	12.3						
	22	5.45	38.8	12.5						
	22.5	5.55	39.1	12.7						
	23	6.27	40.9	14.6	940	1540	3500	4000	842	1310
	23.5	6.39	41.2	14.8						
	24	6.48	41.5	15.1						
	24.5	6.59	41.8	15.3						
	25	6.69	42	15.6						
	25.5	6.8	42.3	15.9						
	26	8.36	46.2	19.7	1020	1520	4000	4500	842	1310
	26.5	8.49	46.6	20.1						
	27	8.61	46.9	20.4						
	27.5	8.74	47.3	20.7						
	28	8.86	47.6	21						
	28.5	8.99	47.9	21.3						

起重量 Lifting capacity	跨度 Span	起重机总重 Crane total weight	最大轮压 Max.wheel load	最小轮压 Min.wheel load	基本尺寸（mm） Basic dimensions					
t	S(m)	(地面操作) G（t） Ground controlling	Rmax (kN)	Rmin (kN)	踏面至主梁顶 H1(mm) Wheel tread approach to top	踏面至吊钩中心 H2(mm) Wheel tread approach to center of hook	端梁轮距 W(mm) End carriage wheelbase	端梁总长 B(mm) Total length of end carriage	吊钩左极限 C1(mm) Hook approach to limit position on the left	吊钩右极限 C2(mm) Hook approach to limit position on the right
10	7.5	3.06	50.8	5.9	735	1815	1500	2000	1293	1893
	8	3.13	51.6	6						
	8.5	3.21	52.3	6.1						
	9	3.28	53	6.3						
	9.5	3.36	53.6	6.4						
	10	3.43	54.2	6.5						
	10.5	3.51	54.7	6.7						
	11	3.58	55.2	6.9						
	11.5	3.95	56.4	7.8	835	1815	2000	2500	1293	1893
	12	4.03	56.9	7.9						
	12.5	4.12	57.3	8.1						
	13	4.21	57.8	8.3						
	13.5	4.3	58.2	8.5						
	14	4.38	58.6	8.7						
	14.5	4.64	59.4	9.4	890	1840	2000	2500	1293	1893
	15	4.72	59.8	9.5						
	15.5	4.82	60.2	9.8						
	16	4.91	60.5	10			2500	3000		
	16.5	5	60.9	10.2						
	17	5.09	61.2	10.4						
	17.5	5.59	62.5	11.8	880	1950	2500	3000	1293	1893
	18	5.69	62.9	12						
	18.5	5.8	63.3	12.3						
	19	5.89	63.6	12.5						
	19.5	6.01	64	12.8						
	20	6.83	66.1	14.8	920	1970	3000	3500	1293	1893
	20.5	6.94	66.5	15.1						
	21	7.05	66.9	15.3						
	21.5	7.18	67.3	15.7						
	22	7.29	67.6	15.9						
	22.5	7.42	68	16.2						
	23	8.55	71.9	20.1	1065	1865	3500	4000	1293	1893
	23.5	8.67	72.4	20.5						
	24	8.8	72.8	20.8						
	24.5	8.97	73.3	21.2						
	25	9.09	73.6	21.5						
	25.5	9.22	74.1	21.9						
	26	13.03	82.5	30.2	1160	1890	4000	4700	1293	1893
	26.5	13.23	83	30.7						
	27	13.4	83.5	31.2						
	27.5	13.6	84.1	31.7						
	28	13.8	84.6	32.1						
	28.5	14	85.1	32.6						

LB型防爆电动单梁起重机
LB Type Explosion Proof Electric Single Girder Crane

起重量 Lifting capacity	跨度 Span	起重机总重 Crane total weight	最大轮压 Max.wheel load	最小轮压 Min.wheel load	基本尺寸（mm） Basic dimensions					
t	S(m)	(地面操作) G（t） Ground controlling	Rmax (kN)	Rmin (kN)	踏面至主梁顶 H1(mm) Wheel tread approach to top	踏面至吊钩中心 H2(mm) Wheel tread approach to center of hook	端梁轮距 W(mm) End carriage wheelbase	端梁总长 B(mm) Total length of end carriage	吊钩左极限 C1(mm) Hook approach to limit position on the left	吊钩右极限 C2(mm) Hook approach to limit position on the right
16	7.5	3.39	76.5	6.6	835	2445	1500	2000	1293	1893
	8	3.47	77.7	6.8						
	8.5	3.57	78.7	7						
	9	3.66	79.7	7.1						
	9.5	3.75	80.6	7.3						
	10	3.84	81.4	7.5						
	10.5	3.94	82.1	7.7						
	11	4.03	82.8	7.9						
	11.5	4.42	84.3	8.9	890	2470	2000	2500	1293	1893
	12	4.52	84.9	9.1						
	12.5	4.63	85.6	9.4						
	13	4.73	86.1	9.6						
	13.5	4.84	86.7	9.8						
	14	4.94	87.3	10.1						
	14.5	5.76	89.6	12.1	980	2520	2000	2500	1293	1893
	15	5.88	90.2	12.4						
	15.5	6.01	90.7	12.7						
	16	6.13	91.2	13			2500	3000		
	16.5	6.26	91.8	13.3						
	17	6.37	92.3	13.5						
	17.5	7.35	94.9	16	1065	2495	2500	3000	1293	1893
	18	7.48	95.4	16.3						
	18.5	7.64	96	16.7						
	19	7.77	96.4	17						
	19.5	7.94	97	17.4						
	20	8.43	98.4	18.6	1135	2545	3000	3500	1293	1893
	20.5	8.59	98.9	19						
	21	8.74	99.4	19.4						
	21.5	8.9	99.9	19.8						
	22	9.04	100.4	20.1						
	22.5	9.21	100.9	20.5						
	23	12.17	108.4	27.9	1200	2590	3500	4200	1293	1893
	23.5	12.38	109.1	28.5						
	24	12.56	109.6	28.9						
	24.5	12.77	110.3	29.4						
	25	12.96	110.8	29.9						
	25.5	13.17	111.4	30.4						
	26	14.26	114.2	33.1	1300	2600	4000	4700	1293	1893
	26.5	14.48	114.9	33.7						
	27	14.67	115.4	34.1						
	27.5	14.9	116.1	34.7						
	28	15.1	116.6	35.2						
	28.5	15.3	117.2	35.7						

LB型防爆电动单梁起重机

LB Type Explosion Proof Electric Single Girder Crane

起重量 Lifting capacity	跨度 Span	起重机总重 Crane total weight	最大轮压 Max.wheel load	最小轮压 Min.wheel load	基本尺寸（mm） Basic dimensions					
t	S(m)	(地面操作) G（t） Ground controlling	Rmax (kN)	Rmin (kN)	踏面至主梁顶 H1(mm) Wheel tread approach to top	踏面至吊钩中心 H2(mm) Wheel tread approach to center of hook	端梁轮距 W(mm) End carriage wheelbase	端梁总长 B(mm) Total length of end carriage	吊钩左极限 C1(mm) Hook approach to limit position on the left	吊钩右极限 C2(mm) Hook approach to limit position on the right
20	7.5	5.27	99	10.2	900	2400	2000	2700	1394	1933
	8	5.38	100.4	10.4						
	8.5	5.52	101.8	10.6						
	9	5.64	103	10.8						
	9.5	5.77	104.2	11.1						
	10	5.89	105.2	11.3						
	10.5	6.02	106.2	11.6						
	11	6.14	107.1	11.8						
	11.5	6.71	109.1	13.2	970	2430	2000	2700	1394	1933
	12	6.84	109.9	13.5						
	12.5	6.99	110.8	13.8						
	13	7.12	111.5	14.1						
	13.5	7.27	112.3	14.5						
	14	7.4	113	14.8						
	14.5	8.55	116.3	17.6	1050	2490	2000	2700	1394	1933
	15	8.71	117	18						
	15.5	8.9	117.7	18.4						
	16	9.05	118.4	18.8			2500	3200		
	16.5	9.24	119.2	19.2						
	17	9.4	119.8	19.6						
	17.5	10.11	121.8	21.4	1130	2550	2500	3200	1394	1933
	18	10.28	122.5	21.8						
	18.5	10.48	123.2	22.3						
	19	10.66	123.8	22.7						
	19.5	10.85	124.5	23.2						
	20	11.62	126.6	25.1	1200	2590	3000	3700	1394	1933
	20.5	11.84	127.3	25.6						
	21	12	127.9	26						
	21.5	12.2	128.6	26.5						
	22	12.4	129.2	27						
	22.5	12.6	129.9	27.5						
	23	13.6	132.5	30	1300	2600	3500	4200	1394	1933
	23.5	13.8	133.2	30.6						
	24	140.5	133.8	31						
	24.5	142.8	134.5	31.6						
	25	144.7	135.1	32.1						
	25.5	146.9	135.8	32.6						

注: 1.司机室操作时起重机总重增加0.5t，最大、最小轮压均增加2kN。
2.如有其他要求，请在订货时特别提出。
3.我公司保留在无需任何通知的情况下对以上信息进行变更的权力。

Note: 1.Total weight should increase 0.5t, the minimum and maximum wheel pressure each increase 2KN if cab operation.
2.Other requirements please put forward when you place an order.
3.We reserve the right to change above information without any notice.

LHB型防爆电动葫芦桥式起重机

LHB Type Explosion Proof Electric Hoist Double Girder Crane

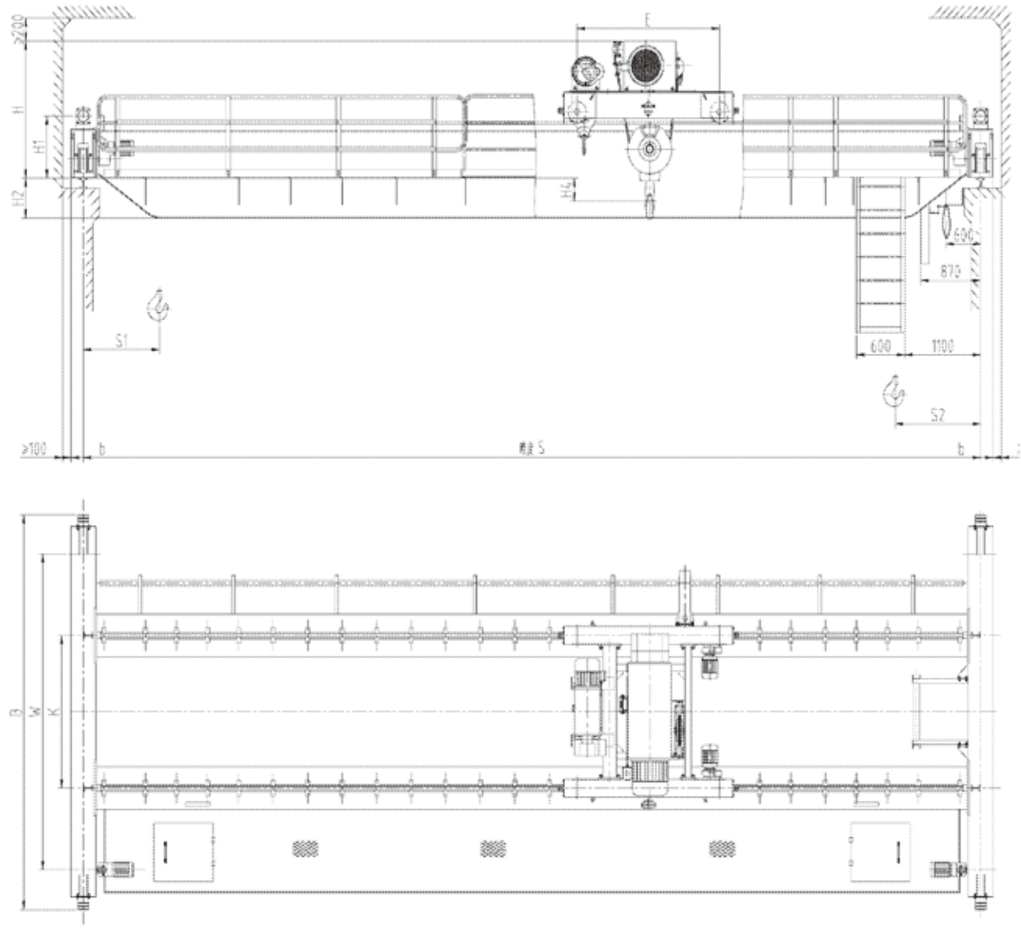

起重量 Lifting capacity		t	5								
工作级别 Working system			A3								
防爆标志 Explosion proof grade			ExdⅡBT4；ExdⅡCT4								
操作方式 Operational method			地面操作 Ground controlling								
主钩起升速度 Main hook lifting speed		m/min	8(0.8/8)								
副钩起升速度/ Aux. hook lifting speed		m/min									
小车运行速度 Crab travelling speed		m/min	20								
大车运行速度 Crane travelling speed		m/min	20								
电动葫芦 Electric hoist			HB								
起升高度 Lifting height		m	6、9、12								
电源 Power source			三相交流 Three phase.AC 380V 50HZ								
荐用大车轨道 Steel track			P30								
跨度 Span		m	7.5	10.5	13.5	16.5	19.5	22.5	25.5	28.5	31.5
最大轮压 Max. wheel pressure		kN	34	38	42	43	49	53	61	65	70
自重 Crane weight		kg	4456	5181	6358	7466	9094	10613	13825	15615	17547
整机总功率 Total power		kW	10.7				12.1				
基本尺寸 Basic dimensions	B	mm	3870						4870		
	W	mm	3200						4000		
	K	mm	1400								
	E	mm	1220								
	H	mm	1238						1358		
	H1	mm	565						685		
	H2	mm	80	80	180	280	380	384	364	464	564
	H3	mm	2605	2605	2705	2805	2905	2909	2889	2989	3089
	H4	mm	-22						-142		
	b	mm	120						135		
	S1	mm	974								
	S2	mm	1100				1550	1680	1940	2070	2330

LHB型防爆电动葫芦桥式起重机
LHB Type Explosion Proof Electric Hoist Double Girder Crane

起重量 Lifting capacity		t	10/3								
工作级别 Working system			A3								
防爆标志 Explosion proof grade			ExdⅡBT4；ExdⅡCT4								
操作方式 Operational method			地面操作 Ground controlling								
主钩起升速度 Main hook lifting speed		m/min	7(0.7/7)								
副钩起升速度 Aux. hook lifting speed		m/min	8(0.8/8)								
小车运行速度 Crab travelling speed		m/min	20								
大车运行速度 Crane travelling speed		m/min	20								
电动葫芦 Electric hoist			HB								
起升高度 Lifting height		m	9、12								
电源 Power source			三相交流 Three phase.AC 380V 50HZ								
荐用大车轨道 Steel track			P30								
跨度 Span		m	7.5	10.5	13.5	16.5	19.5	22.5	25.5	28.5	31.5
最大轮压 Max. wheel pressure		kN	60.5	62.9	70.2	73.8	81.1	86.4	94.6	100.9	108.1
自重 Crane weight		kg	5775	6737	8015	9467	12076	13963	17036	19426	22181
整机总功率 Total power		kW	17.6								
基本尺寸 Basic dimensions	B	mm	4270				4470		4870		
	W	mm	3600						4000		
	K	mm	1800								
	E	mm	1800								
	H	mm	1440				1560		1625		
	H1	mm	565				685		750		
	H2	mm	180	180	280	430	314	464	499	599	699
	H3	mm	2705	2705	2805	2955	2839	2989	3024	3124	3224
	H4	mm	-26				-146		-211		
	b	mm	120				150		230		
	S1	mm	1413								
	S2	mm	1147			1347	1550	1680	1940	2070	2330

起重量 Lifting capacity		t	16/3								
工作级别 Working system			A3								
防爆标志 Explosion proof grade			Exd II BT4；Exd II CT4								
操作方式 Operational method			地面操作 Ground controlling								
主钩起升速度 Main hook lifting speed		m/min	3.5(0.35/3.5)								
副钩起升速度 Aux. hook lifting speed		m/min	8(0.8/8)								
小车运行速度 Crab travelling speed		m/min	20								
大车运行速度 Crane travelling speed		m/min	20								
电动葫芦 Electric hoist			HB								
起升高度 Lifting height		m	9、12								
电源 Power source			三相交流 Three phase.AC 380V 50HZ								
荐用大车轨道 Steel track			P30								
跨度 Span		m	7.5	10.5	13.5	16.5	19.5	22.5	25.5	28.5	31.5
最大轮压 Max. wheel pressure		kN	87.5	95	101.1	107.5	115.9	121.9	131.2	138.8	146.7
自重 Crane weight		kg	6738	8025	9498	11428	14816	16866	20258	23069	26055
整机总功率 Total power		kW									
基本尺寸 Basic dimensions	B	mm	4620				4820		5020		
	W	mm	3600				3800		4000		
	K	mm	2000								
	E	mm	2000								
	H	mm	1564				1629				
	H1	mm	685				750				
	H2	mm	110	162	264	364	399	549	651	751	901
	H3	mm	2635	2687	2789	2889	2924	3074	3176	3276	3426
	H4	mm	403				338				
	b	mm	150				230				
	S1	mm	1505								
	S2	mm	1255				1550	1680	1940	2070	2330

LHB型防爆电动葫芦桥式起重机
LHB Type Explosion Proof Electric Hoist Double Girder Crane

起重量 Lifting capacity		t	20/5								
工作级别 Working system			A3								
防爆标志 Explosion proof grade			Exd II BT4；Exd II CT4								
操作方式 Operational method			地面操作 Ground controlling								
主钩起升速度 Main hook lifting speed		m/min	3.5(0.35/3.5)								
副钩起升速度 Aux. hook lifting speed		m/min	8(0.8/8)								
小车运行速度 Crab travelling speed		m/min	10								
大车运行速度 Crane travelling speed		m/min	10								
电动葫芦 Electric hoist			HB								
起升高度 Lifting height		m	9、12、15								
电源 Power source			三相交流 Three phase.AC 380V 50HZ								
荐用大车轨道 Steel track			P38								
跨度 Span		m	7.5	10.5	13.5	16.5	19.5	22.5	25.5	28.5	31.5
最大轮压 Max. wheel pressure		kN	110.5	119.5	127.4	134.6	141.5	148.8	153.8	165.2	172.8
自重 Crane weight		kg	9374	10535	12346	14350	16819	19259	20906	25115	27986
整机总功率 Total power		kW	26.5				27.9				
基本尺寸 Basic dimensions	B	mm	4620				4820		5020		
	W	mm	3600				3800		4000		
	K	mm	2000								
	E	mm	2100								
	H	mm	1722								
	H1	mm	750								
	H2	mm	49	149	249	353	453	553	703	803	953
	H3	mm	2574	2674	2774	2878	2978	3078	3228	3328	3478
	H4	mm	394								
	b	mm	230								
	S1	mm	1490								
	S2	mm	1370				1570	1680	1940	2070	2330

LHB型防爆电动葫芦桥式起重机

LHB Type Explosion Proof Electric Hoist Double Girder Crane

起重量 Lifting capacity		t	32/5					
工作级别 Working system			A3					
防爆标志 Explosion proof grade			ExdⅡBT4；ExdⅡCT4					
操作方式 Operational method			地面操作 Ground controlling					
主钩起升速度 Main hook lifting speed		m/min	3(0.3/3)					
副钩起升速度 Aux. hook lifting speed		m/min	8(0.8/8)					
小车运行速度 Crab travelling speed		m/min	20					
大车运行速度 Crane travelling speed		m/min	20					
电动葫芦 Electric hoist			HB					
起升高度 Lifting height		m	9、12					
电源 Power source			三相交流 Three phase.AC 380V 50HZ					
荐用大车轨道 Steel track			P43					
跨度 Span		m	7.5	10.5	13.5	16.5	19.5	22.5	25.5
最大轮压 Max. wheel pressure		kN	158.7	175.2	186.6	196.4	207.4	217.7	222.4
自重 Crane weight		kg	11575	13394	15372	17560	20790	24107	25316
整机总功率 Total power		kW	36.4						
基本参数 Basic dimensions	B	mm	4820				5020		
	W	mm	3800				4000		
	K	mm	2000						
	E	mm	2700						
	H	mm	1863				1963		
	H1	mm	750				850		
	H2	mm	151	251	355	457	457	609	709
	H3	mm	2676	2776	2880	2982	2982	3134	3234
	H4	mm	542				442		
	b	mm	230						
	S1	mm	1705						
	S2	mm	1865						

LH型电动葫芦桥式起重机

LH Model Electric Hoist Bridge Crane

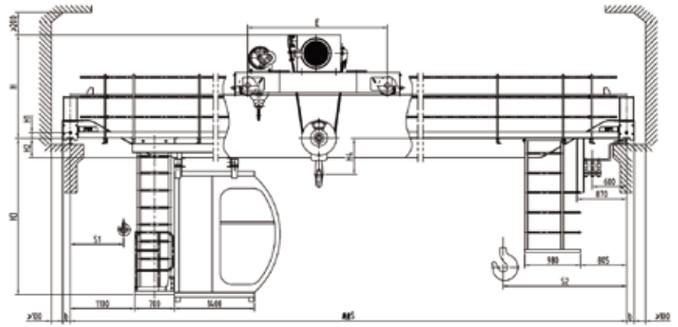

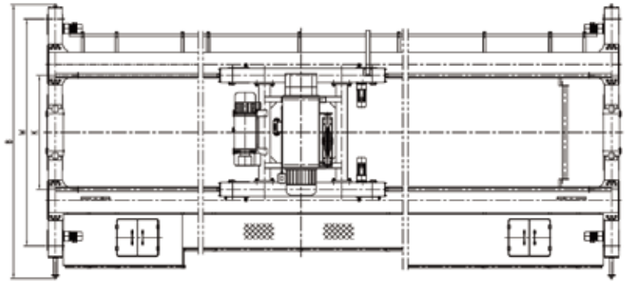

产品概述：

LH型电动葫芦桥式起重机具有外型尺寸紧凑、建筑净空高度低、自重轻、轮压小等优点。适用于机械加工车间、冶金厂辅助车间、仓库、料场、电站等的转运、装配、检修和装卸作业；它也可以代替普通双梁桥式起重机，用于轻纺工业和食品工业的生产车间。其工作类型为轻级和中级，工作环境温度为-25℃~40℃，禁止在易燃、易爆、腐蚀性介质环境中使用。

本产品设有地面和操作室操作两种形式。操作室有开式、闭式两种。可根据实际情况分为左或右面安装两种形式。入门方向有侧面、端面、顶部三种，以满足用户在各种不同需要的情况下进行选择。

Product Introduction:

LH model electric Hoist Overhead Crane has such features as tight dimensions, low building headroom, light dead weight and light wheel load. They are applicable to the transfer, assembly, check and repair as well as load and unload at mechanic processing workshop, subsidiary workshop of metallurgical mills, warehouse, goods yard and power station. They can also be used instead of common double-girder overhead crane at production workshop in light textiles or food industry. It has two kinds of classification, that is, light and medium. The working ambient temperature is generally-25℃ ~ 40℃. It is forbidden to work in environment with combustible, explosive or corrosive media.

Two operating methods, namely, on floor and in the driver's cabin, have been designed for such kind of crane. The cabin is divided into open-style and closed style. The cabin can be installed on the left or right according to actual conditions. The operator can enter the cabin from one side, rear or top, which depends on the different user's requirements.

技术参数 Technical Data									
起重量 Lifting capacity		t	5						
操作方式 Operational method			地面操作 Ground controlling；司机室操作 Room controlling						
主钩起升速度 Main hook lifting speed		m/min	8(0.8/8)						
副钩起升速度 Aux. hook lifting speed		m/min							
小车运行速度 Crab travelling speed		m/min	20						
大车运行速度 Crane travelling speed	地操 Ground	m/min	20						
	司机室 Room	m/min	30						
电动葫芦 Electric hoist			CD1(MD1)						
起升高度 Lifting height		m	6、9、12、18						
工作制度 Working system			A3～A4						
电源 Power source			3-phase A.C.三相交流；50Hz, 380V						
荐用大车轨道 Steel track			P30						
跨度 Span		m	10.5	13.5	16.5	19.5	22.5	25.5	28.5	31.5
最大轮压 Max. wheel pressure	地操 Ground	kN	41	44	47	52	56	60	65	71
	司机室 Room	kN	43	46	49	54	58	62	67	73
自重 Crane weight	地操 Ground	kg	4886	5601	6701	8199	9603	11196	13216	14984
	司机室 Room	kg	5686	6401	7501	8999	10403	11996	14016	15784
整机总功率 Total power	地操 Ground	kW	9.1	9.3		9.9			10.5	
	司机室 Room	kW	9.9			10.5			11.3	
基本尺寸 Basic dimensions	B	mm	4140						4840	
	W	mm	3300						4000	
	K	mm	1400							
	E	mm	1200							
	H	mm	1308			1508				
	H1	mm	100							
	H2	mm	50	100	150	50	100	100	150	250
	H3	mm	2475	2525	2575	2475	2525	2625	2675	2775
	H4	mm	-104			-304				
	b	mm	135							
	S1	mm	1221							
	S2	mm	1175							

LH型电动葫芦桥式起重机
LH Model Electric Hoist Bridge Crane

技术参数 Technical Data									
起重量 Lifting capacity		t	10						
操作方式 Operational method			地面操作 Ground controlling；司机室操作 Room controlling						
主钩起升速度 Main hook lifting speed		m/min	7(0.7/7)						
副钩起升速度 Aux. hook lifting speed		m/min							
小车运行速度 Crab travelling speed		m/min	20						
大车运行速度 Crane travelling speed	地操 Ground	m/min	20						
	司机室 Room	m/min	30						
电动葫芦 Electric hoist			CD1(MD1)						
起升高度 Lifting height		m	9、12、18						
工作制度 Working system			A3～A4						
电源 Power source			3-phase A.C.三相交流；50Hz；380V						
荐用大车轨道 Steel track			P30						
跨度 Span		m	10.5	13.5	16.5	19.5	22.5	25.5	28.5	31.5
最大轮压 Max. wheel pressure	地操 Ground	kN	72	78	82	44	47	50	54	56
	司机室 Room	kN	74	80	84	46	49	52	56	58
自重 Crane weight	地操 Ground	kg	6394	7678	8804	11016	12559	14747	17274	19321
	司机室 Room	kg	7194	8478	9604	11816	13359	15547	18074	20121
整机总功率 Total power	地操 Ground	kW	15.6			16.2			17	
	司机室 Room	kW	16.2			17			18.4	
基本尺寸 Basic dimensions	B	mm	4840			4818			4868	
	W	mm	4000			3978			4028	
	K	mm	2000							
	E	mm	1450							
	H	mm	1593					1595		
	H1	mm	100							
	H2	mm	50	150	150	200	350	400	450	502
	H3	mm	2425	2525	2675	2725	2875	2925	2975	3025
	H4	mm	250					252		
	b	mm	135			185				
	S1	mm	1375							
	S2	mm	1365							

技术参数 Technical Data									
起重量 Lifting capacity		t	16/3						
操作方式 Operational method			地面操作 Ground controlling；司机室操作 Room controlling						
主钩起升速度 Main hook lifting speed		m/min	3.5(0.35/3.5)						
副钩起升速度 Aux. hook lifting speed		m/min	8(0.8/8)						
小车运行速度 Crab travelling speed		m/min	20						
大车运行速度 Crane travelling speed	地操 Ground	m/min	20						
	司机室 Room	m/min	30						
电动葫芦 Electric hoist			CD1(MD1)						
起升高度 Lifting height		m	9、12						
工作制度 Working system			A3～A4						
电源 Power source			3-phase A.C.三相交流；50Hz；380V						
荐用大车轨道 Steel track			P30						
跨度 Span		m	10.5	13.5	16.5	19.5	22.5	25.5	28.5	31.5
最大轮压 Max. wheel pressure	地操 Ground	kN	53	57	61	64	67	72	76	79
	司机室 Room	kN	55	59	63	66	69	74	78	81
自重 Crane weight	地操 Ground	kg	8000	9440	11360	13350	15210	18110	20880	23420
	司机室 Room	kg	8850	10290	12210	14200	16060	18960	21730	24270
整机总功率 Total power	地操 Ground	kW	21.3			22.1			22.3	
	司机室 Room	kW	22.1			23.5				
基本尺寸 Basic dimensions	B	mm	4328			4378		4428	4478	
	W	mm	3928			3978		4028	4078	
	K	mm	2000							
	E	mm	1700							
	H	mm	1499			1699				
	H1	mm	100							
	H2	mm	100	200	300	202	302	402	502	602
	H3	mm	2625	2725	2825	2727	2827	2927	3027	3127
	H4	mm	539			339				
	b	mm	185							
	S1	mm	742							
	S2	mm	1518							

LH型电动葫芦桥式起重机
LH Model Electric Hoist Bridge Crane

技术参数 Technical Data									
起重量 Lifting capacity		t	20/5						
操作方式 Operational method			地面操作 Ground controlling；司机室操作 Room controlling						
主钩起升速度 Main hook lifting speed		m/min	4.2(0.42/4.2)						
副钩起升速度 Aux. hook lifting speed		m/min	8(0.8/8)						
小车运行速度 Crab travelling speed		m/min	20						
大车运行速度 Crane travelling speed	地操 Ground	m/min	20						
	司机室 Room	m/min	30						
电动葫芦 Electric hoist			WH164；CD1(MD1)						
起升高度 Lifting height		m	9、12、15						
工作制度 Working system			A3～A4						
电源 Power source			3-phase A.C.三相交流；50Hz；380V						
荐用大车轨道 Steel track			P38						
跨度 Span		m	10.5	13.5	16.5	19.5	22.5	25.5	28.5	31.5
最大轮压 Max. wheel pressure	地操 Ground	kN	65	69	74	78	83	87	91	96
	司机室 Room	kN	67	71	76	80	85	89	93	98
自重 Crane weight	地操 Ground	kg	9130	10889	12751	15239	18025	20963	23682	27025
	司机室 Room	kg	9980	11739	13601	16089	18875	21813	24532	27875
整机总功率 Total power	地操 Ground	kW	31.2			32.6				
	司机室 Room	kW	32.6			34.2				
基本尺寸 Basic dimensions	B	mm	4768		4818	4868			4918	
	W	mm	3928		3978	4028			3978	
	K	mm	2000							
	E	mm	2140							
	H	mm	1678			1780		1880		
	H1	mm	100							
	H2	mm	100	150	252	252	352	352	452	552
	H3	mm	2525	2675	2777	2777	2877	2877	2977	3077
	H4	mm	330			228		128		
	b	mm	185							
	S1	mm	822							
	S2	mm	1695							

LH型电动葫芦桥式起重机

LH Model Electric Hoist Bridge Crane

技术参数 Technical Data									
起重量 Lifting capacity		t	32/5						
操作方式 Operational method			地面操作 Ground controlling；司机室操作 Room controlling						
主钩起升速度 Main hook lifting speed		m/min	3(0.3/3)						
副钩起升速度 Aux. hook lifting speed		m/min	8(0.8/8)						
小车运行速度 Crab travelling speed		m/min	20						
大车运行速度 Crane travelling speed	地操 Ground	m/min	20						
	司机室 Room	m/min	30						
电动葫芦 Electric hoist			WH164；CD1(MD1)						
起升高度 Lifting height		m	9、12						
工作制度 Working system			A3～A4						
电源 Power source			3-phase A.C.三相交流；50Hz；380V						
荐用大车轨道 Steel track			P43						
跨度 Span		m	10.5	13.5	16.5	19.5	22.5	25.5	28.5	31.5
最大轮压 Max. wheel pressure	地操 Ground	kN	96	103	109	115	120	125	131	135
	司机室 Room	kN	98	105	111	117	122	127	133	137
自重 Crane weight	地操 Ground	kg	11101	13050	15370	18120	20732	24236	27482	30401
	司机室 Room	kg	11901	13850	16170	18920	21532	25036	28282	31201
整机总功率 Total power	地操 Ground	kW	33.4						35	
	司机室 Room	kW	35						37.8	
基本尺寸 Basic dimensions	B	mm	4768	4818	4868	4918				4968
	W	mm	3828	3878	3928	3978				4028
	K	mm	2000							
	E	mm	2450							
	H	mm	1904			2006				
	H1	mm	100							
	H2	mm	52	152	254	254	404	504	606	706
	H3	mm	2577	2677	2779	2779	2929	3029	3131	3231
	H4	mm	542			440				
	b	mm	185							
	S1	mm	871							
	S2	mm	1875							

XG型电动悬挂过轨起重机

XG Electric Hanging Cross Track Crane

产品概述：

XG型电动悬挂过轨起重机是电厂磨煤系统为发电机组配套的专用起重设备，其主要用途是检修磨煤机，工作级别为A1-A3级，工作环境温度-25~+40°C。不宜吊运熔化金属或有毒，易燃易爆物品。

本产品属组合设备，它是由电动葫芦小车，电动双梁悬挂起重机（主车），（手）电动单（双）梁悬挂起重机（副车）和过轨装置组成。电气系统是通过按钮开关操纵和控制。

Product Introduction:

XG type electric hanging Cross Track Crane is the special hoist equipment for generating sets of coal grinding system provided by power plant. It is mainly used for overhauling the coal grinding mill. The operation level is level A1-A3 and the operation temperature is-25 ~ +40°C. It is not suitable to hoist the melting metal or toxic, flammable and explosive articles. This product is the combined equipment. It is made of electric hoist trolley, electric double girder suspension crane (main hoist), (manual) electric single (double) girder suspension crane(auxiliary hoist) and cross track equipment. The electric system is operated and controlled by button switch.

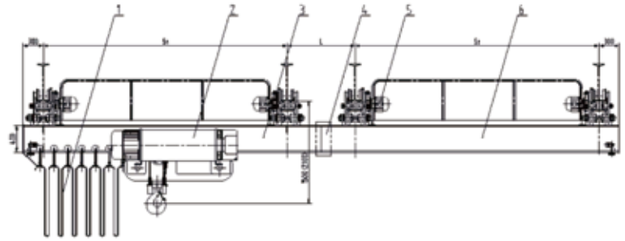

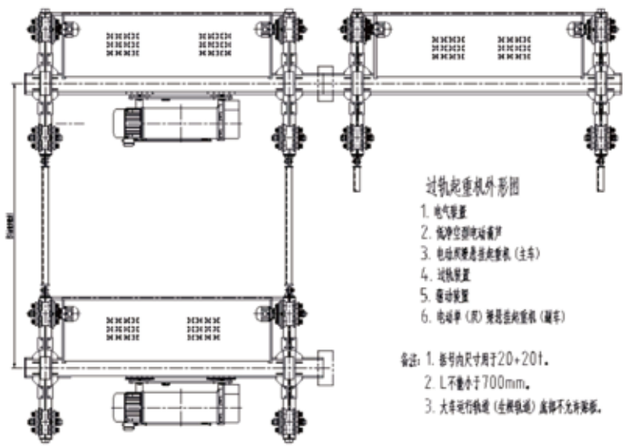

XG型电动悬挂过轨起重机

XG Electric Hanging Cross Track Crane

项目 Project		单位 Unit	电动双梁悬挂起重机（主车）Electric two beam hanging crane（main hoist）	电动单梁悬挂起重机（副车）Electric two beam hanging crane（main hoist）	电动葫芦小车 Dolly of electric hoist
起重量 Hoisting capacity		t	12.5+12.5	12.5	12.5+12.5
跨度 span		mm	3000	5000	
起升高度 Hoisting height		m	10	10	10
起升速度 Hoisting speed		m/min	3.5	3.5	3.5
运行速度 Running speed		m/min	20	20	20
工作级别 Work level			A3	A3	M3
运行电机 Running electric machinery	型号 Type		ZDY121–4	ZDY121–4	ZDY121–4
	功率 Power	kW	0.8×4	0.8×2n	0.8×4
起升电机 Hoisting electric machinery	型号 Type				ZD151–4
	功率 Power	kW			13×2
一组车轮最大轮压 Maximum wheel pressure of wheel in the first group		kN	71.6	71.8	34
质量 Qality		Kg	2750	1450×n	1130×2
车轮直径 Wheel diameter		Φ154			
电源 Power supply		三相 50Hz 380V Three phase 50Hz 380 V			

项目 Project		单位 Unit	电动双梁悬挂起重机（主车）Electric two beam hanging crane（main hoist）	电动单梁悬挂起重机（副车）Electric two beam hanging crane（main hoist）	电动葫芦小车 Dolly of electric hoist
起重量 Hoisting capacity		t	16+16	16	16+16
跨度 span		mm	3650	4000	
起升高度 Hoisting height		m	11	11	11
起升速度 Hoisting speed		m/min	3.5	3.5	3.5
运行速度 Running speed		m/min	20	20	20
工作级别 Work level			A3	A3	M3
运行电机 Running electric machinery	型号 Type		ZDY121–4	ZDY121–4	ZDY121–4
	功率 Power	kW	0.8×4	0.8×2n	0.8×4
起升电机 Hoisting electric machinery	型号 Type				ZD151–4
	功率 Power	kW			13×2
一组车轮最大轮压 Maximum wheel pressure of wheel in the first group		kN	90	90.1	43.1
质量 Quality		Kg	3050	1560×n	1240×2
车轮直径 Wheel diameter		Φ154			
电源 Power supply		三相 50Hz 380V Three phase 50Hz 380V			

项目 Project		单位 Unit	电动双梁悬挂起重机（主车）Electric two beam hanging crane（main hoist）	电动单梁悬挂起重机（副车）Electric two beam hanging crane（main hoist）	电动葫芦小车 Dolly of electric hoist
起重量 Hoisting capacity		t	20+20	20	20+20
跨度 span		mm	3500	3650	1500
起升高度 Hoisting height		m	10	10	10
起升速度 Hoisting speed		m/min	3.3	3.3	3.3
运行速度 Running speed		m/min	20	20	20
工作级别 Work level			A3	A3	M3
运行电机 Running electric machinery	型号 Type		ZDY121–4	ZDY121–4	ZDY121–4
	功率 Power	kW	0.8×4×8	0.8×2n×4n	0.8×8
起升电机 Hoisting electric machinery	型号 Type				ZD152–4
	功率 Power	kW			18.5×2
一组车轮最大轮压 Maximum wheel pressure of wheel in the first group		kN	91.8	92.9	59.8
质量 Quality		Kg	3050	1700×n	2400×2
车轮直径 Wheel diameter		Φ154			
电源 Power supply		三相 50Hz 380V Three phase 50Hz 380V			